

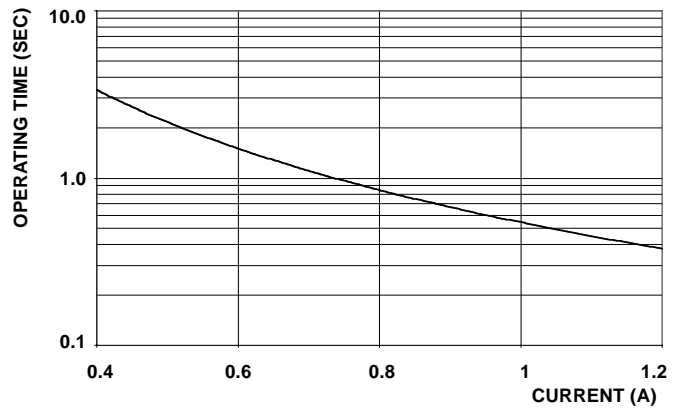
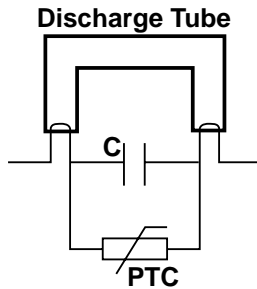


PTC Thermistors

APPLICATION - STARTING IN ELECTRONIC FLUORESCENT BALLASTS

STANDARD ELECTRICAL SPECIFICATIONS @ 25°C		
PARAMETER	UNIT	
Resistance	Ω	70 \pm 25%
Maximum Voltage	V _{rms}	300
Maximum Continuous Voltage	V _{rms}	140
Withstand Voltage	V _{rms}	500
Switching Temperature	°C	105

GENERAL APPLICATION DIAGRAM

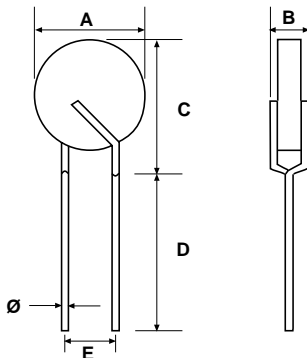


Lamp Ignition Time can be optimized to increase life of Discharge Tube

OPERATING TIME TO 50% CURRENT

MECHANICAL SPECIFICATIONS	
PARAMETER	
Wire	Copper Clad Steel
Coating	None
Packaging	Bulk Pack

DIMENSIONS in millimeters



Diameter	A	8.5 max.	
Thickness	B	4.5 max.	
Height	C	13.0 max.	
Lead Length	D		
		307C1366BHLAB	34 min.
		307C1366BHMAB	4.75 \pm 0.6
Lead Spacing	E	5.0 \pm 0.8	
Lead Diameter	\varnothing	0.51	