

BAS32L

High Speed Switching Diode

Features

- High-Speed Switching and High Reverse Breakdown Voltage
- Moisture Sensitivity Level 1
- Lead Free Finish/Rohs Compliant (Note1) ("P" Suffix designates Compliant. See ordering information)

Mechanical Data

- Case: MiniMELF, Glass
- Terminals: Solderable per MIL-STD-202, Method 208
- Polarity: Indicated by Cathode Band
- Weight: 0.05 grams (approx.)

Maximum Ratings @ 25°C Unless Otherwise Specified

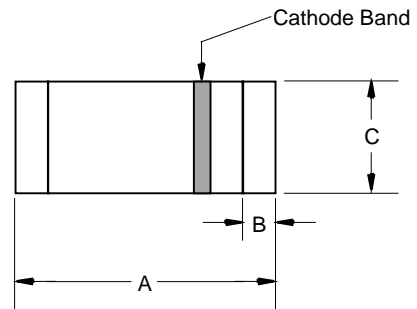
Characteristic	Symbol	Min	Max	Unit
Peak Repetitive Reverse Voltage	V_{RRM}		75	V
Continuous reverse Voltage	V_R		75	V
Continuous forward current	I_F		200	mA
Repetitive peak Forward Current	I_{FRM}		450	mA
Non-rep. Peak Forward Current $t=1 \mu s$ $t=1 ms$ $t=1 s$	I_{FSM}		4 1 0.5	A
Power Dissipation	P_d		500	mW
Thermal Resistance(Note 2)	R		350	K/W
Operation/Storage Temp. Range	T_j, T_{STG}	-65	200	°C

Electrical Characteristics @ 25°C Unless Otherwise Specified

Characteristic	Symbol	Min	Max	Unit	Test Cond.
Reverse Breakdown Volt.	$V_{(BR)R}$	100	-----	V	$I_R=100\mu A$
Reverse Current	I_R	-----	25 5 50 100	nA uA uA	$V_R=20V$ $V_R=75V$ $V_R=20V; T_j=150^\circ C$ $V_R=75V; T_j=150^\circ C$
Forward Voltage	V_F	620 --- ---	750 1000 930	mV mV mV	$I_F=5mA$ $I_F=100mA$ $I_F=100mA; T_j=100^\circ C$
Junction Capacitance	C_j	-----	2.0	pF	$V_R=0V, f=1.0MHz$
Reverse Recovery Time	t_{rr}	-----	4	ns	$I_F=I_R=10mA$ $I_{rr}=1mA$ $R_L=100\Omega$

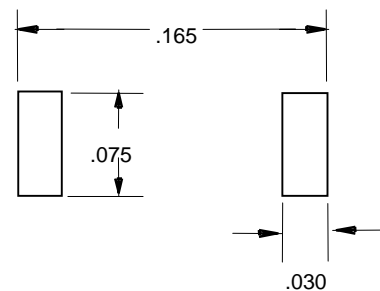
- Note: 1. Lead in Glass Exemption Applied, see EU Directive Annex 5.
2. Valid provided that electrodes are kept at ambient temperature
3. Device mounted on an FR4 printed-circuit board.

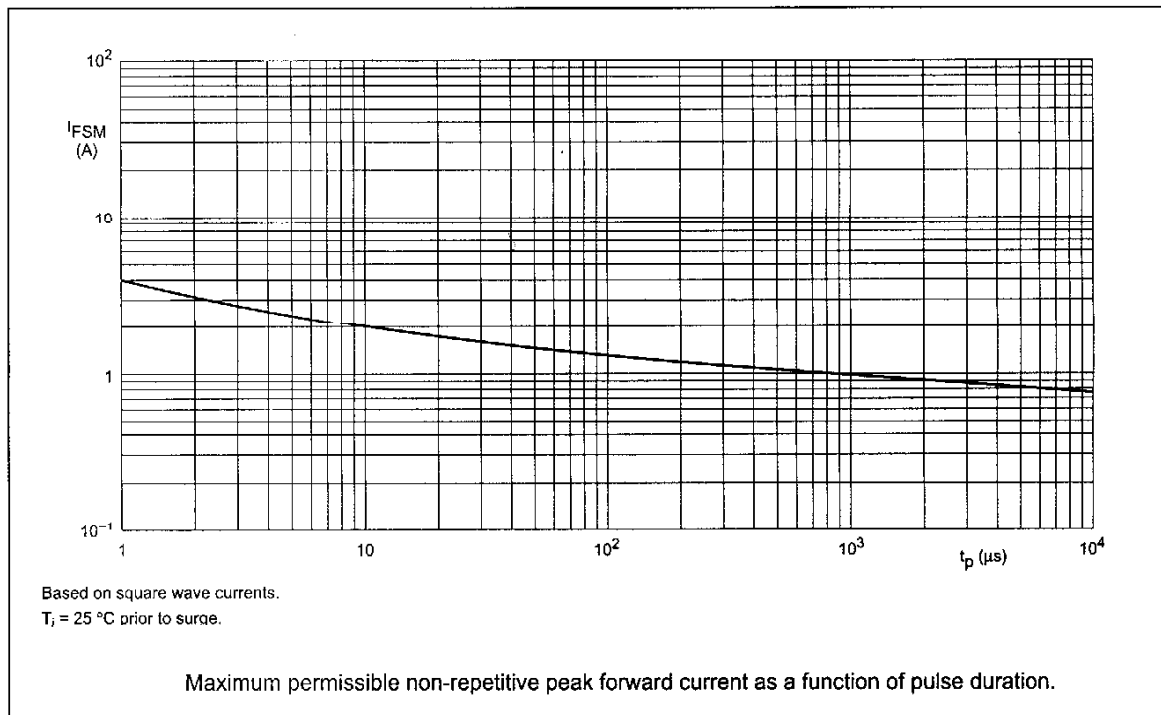
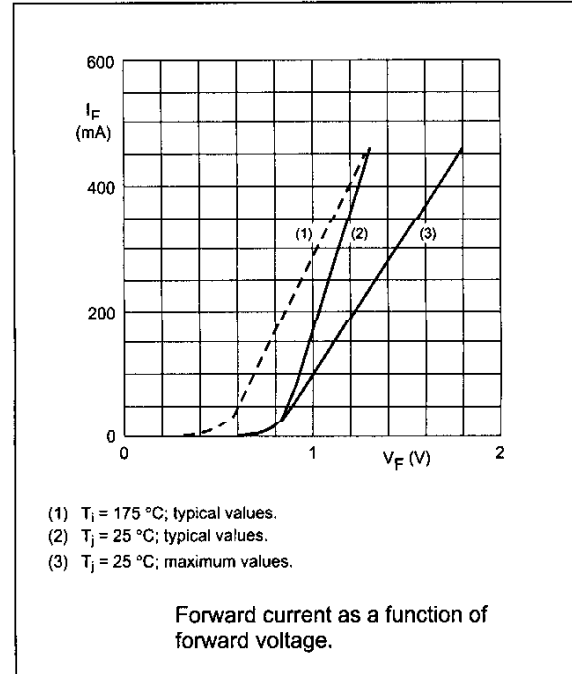
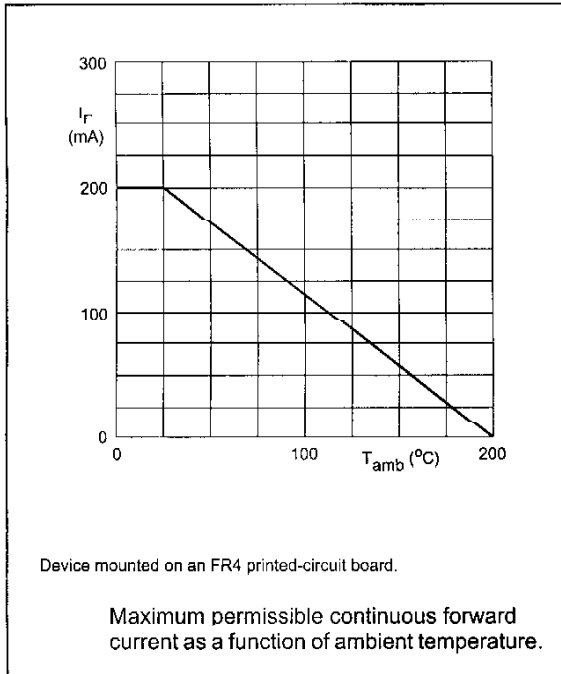
MINIMELF

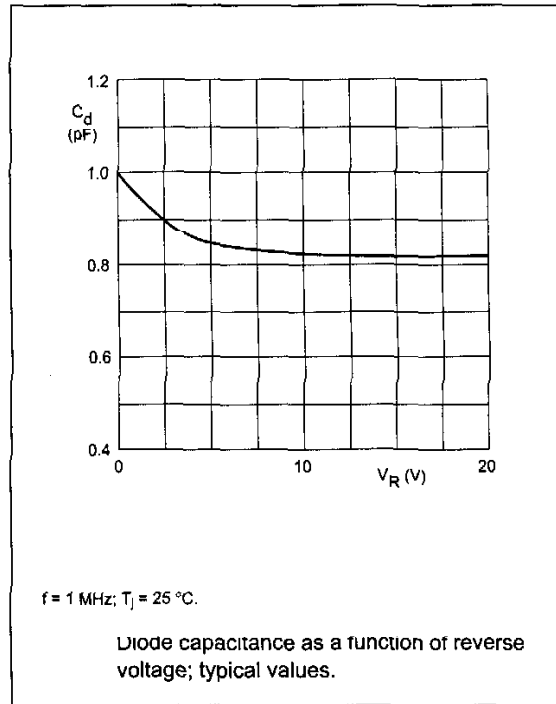
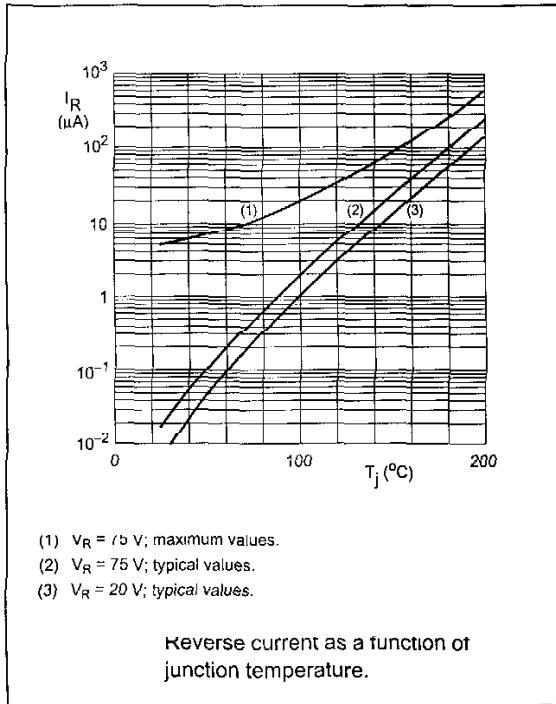


DIM	DIMENSION				NOTE
	INCHES		MM		
	MIN	MAX	MIN	MAX	
A	.130	.146	3.30	3.70	
B	.008	.016	0.20	0.40	
C	.055	.059	1.40	1.50	

SUGGESTED SOLDER PAD LAYOUT









TM

Micro Commercial Components

Ordering Information :

Device	Packing
Part Number-TP	Tape&Reel: 2.5Kpcs/Reel

IMPORTANT NOTICE

Micro Commercial Components Corp. reserves the right to make changes without further notice to any product herein to make corrections, modifications , enhancements , improvements , or other changes . **Micro Commercial Components Corp .** does not assume any liability arising out of the application or use of any product described herein; neither does it convey any license under its patent rights ,nor the rights of others . The user of products in such applications shall assume all risks of such use and will agree to hold **Micro Commercial Components Corp .** and all the companies whose products are represented on our website, harmless against all damages.

LIFE SUPPORT

MCC's products are not authorized for use as critical components in life support devices or systems without the express written approval of Micro Commercial Components Corporation.

CUSTOMER AWARENESS

Counterfeiting of semiconductor parts is a growing problem in the industry. Micro Commercial Components (MCC) is taking strong measures to protect ourselves and our customers from the proliferation of counterfeit parts. MCC strongly encourages customers to purchase MCC parts either directly from MCC or from Authorized MCC Distributors who are listed by country on our web page cited below. Products customers buy either from MCC directly or from Authorized MCC Distributors are genuine parts, have full traceability, meet MCC's quality standards for handling and storage. **MCC will not provide any warranty coverage or other assistance for parts bought from Unauthorized Sources.** MCC is committed to combat this global problem and encourage our customers to do their part in stopping this practice by buying direct or from authorized distributors.

www.mccsemi.com