

14118 Stowe Drive, Suite B | Poway, CA 92064  
 TEL: (858) 621-2700 | FAX: (858) 486-1927  
 URL: [www.zcomm.com](http://www.zcomm.com)  
 EMAIL: [applications@zcomm.com](mailto:applications@zcomm.com)

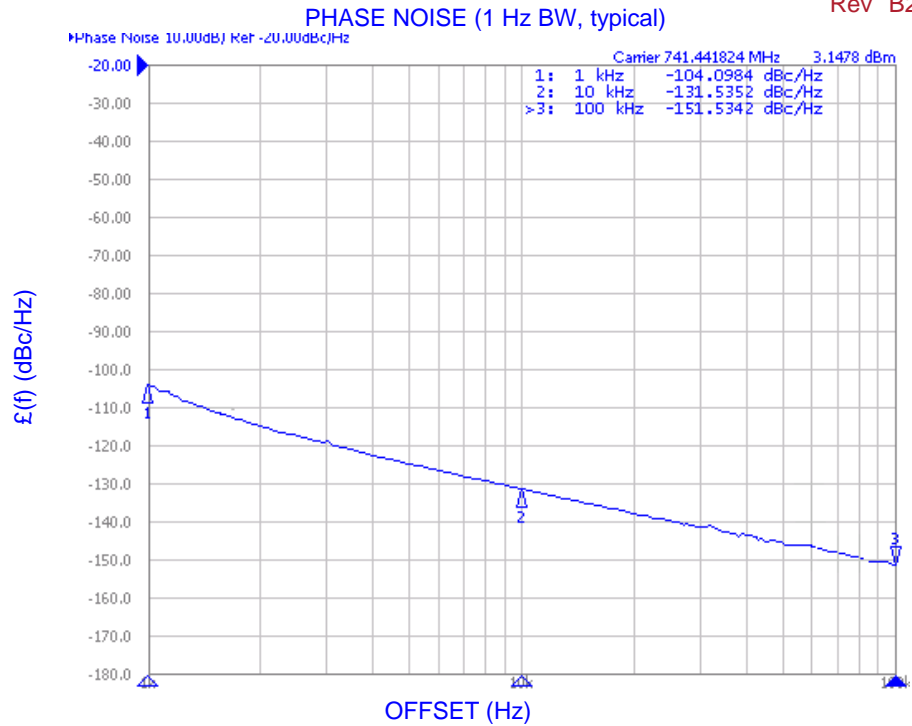
**Voltage-Controlled Oscillator  
 Surface Mount Module**

**Applications**

- Digital communication systems
- Downconverters
- 

**Application Notes**

- AN-101: Mounting and Grounding
- AN-102: Output Loading
- AN-107: Manual Soldering



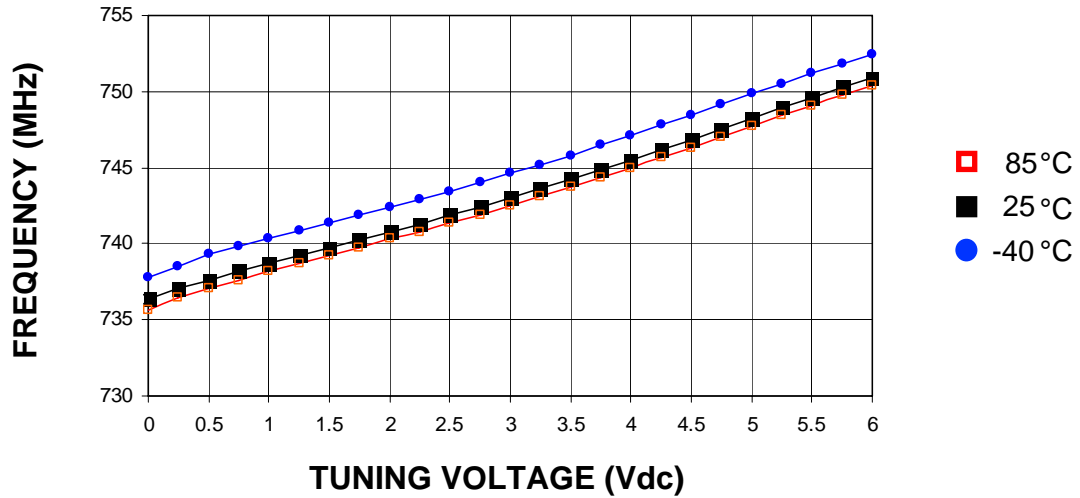
Performance Specifications	Min	Typ	Max	Units
Oscillation Frequency Range	738		748	MHz
Phase Noise @ 10 kHz offset (1 Hz BW)		-130		dBc/Hz
Harmonic Suppression (2nd)		-24	-18	dBc
Tuning Voltage	0		6	Vdc
Tuning Sensitivity (avg.)		2		MHz/V
Power Output	7	9	11	dBm
Load Impedance		50		$\Omega$
Input Capacitance			100	pF
Pushing			.06	MHz/V
Pulling (12 dB Return Loss, Any Phase)			.3	MHz
Operating Temperature Range	-40		85	$^{\circ}\text{C}$
Package Style	ZMX-14-SM			

Power Supply Requirements	Min	Typ	Max	Units
Supply Voltage (Vcc, nom.)		8		Vdc
Supply Current (Icc)		23	28	mA

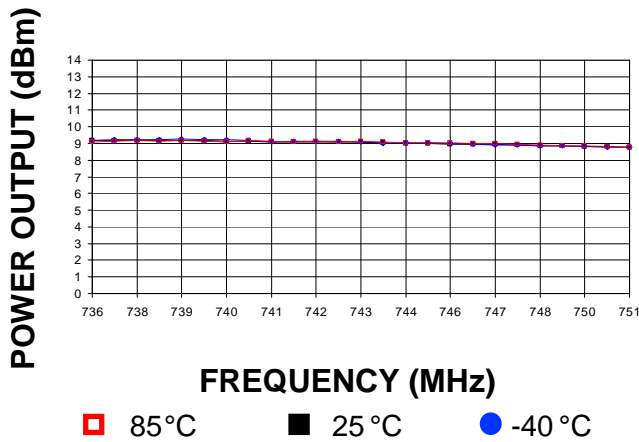
**Additional Notes**

Phase Noise @ 1 kHz offset (1 Hz BW) -104 (typ) dBc/Hz  
 Phase Noise @ 100 kHz offset (1 Hz BW) -151 (typ) dBc/Hz

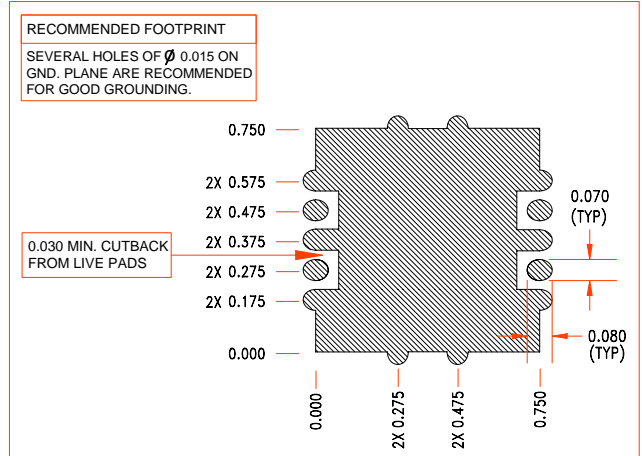
Tuning Curve, typ.



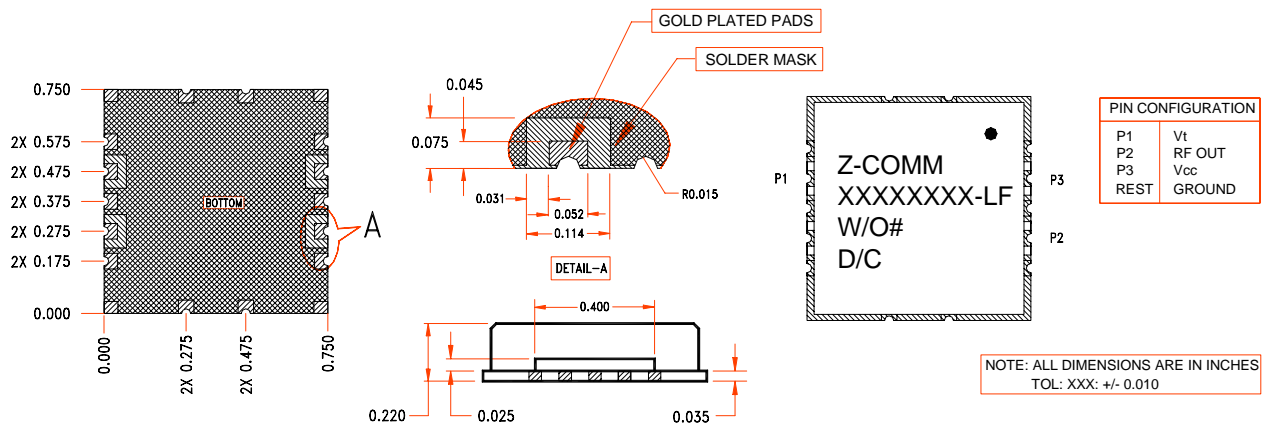
Power Curve, typ.



Footprint



Physical Dimensions



LFSuffix = RoHS Compliant. All specifications are subject to change without notice.