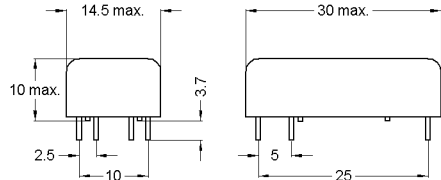
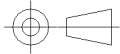


DIMENSIONS (mm)


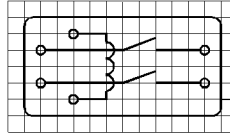
Pins: \varnothing 0.65 mm
 L = 3.7 ± 0.3 mm
 Material: Cu-alloy tinned



tolerances acc. to DIN ISO 2768-m

LAYOUT

pitch 2.5 mm/Top view


MARKING


MEDER-Label
 Type, Layout
 Production code,
 EN60062/Factory code

Coil Data at 20 °C	Conditions	Min	Typ	Max	Unit
Coil resistance		135	150	165	Ohm
Coil voltage			5		VDC
Rated power			167		mW
Thermal resistance	max. Relay temperature = operating temperature + self heating		70		K/W
Pull-In voltage				3,8	VDC
Drop-Out voltage		1			VDC

Special Product Data	Conditions	Min	Typ	Max	Unit
Contact-form		A			
Contact rating	Any DC combination of V & A not to exceed their individual max.'s			25	W
Switching voltage	DC or Peak AC			1.000	V
Switching current	DC or Peak AC			1	A
Carry current	DC or Peak AC			2	A
Contact resistance static	Measured with 40% overdrive Start Value			150	mOhm
Insulation resistance	RH <45 %, 100 V test voltage	100			TOhm
Breakdown voltage (>25 AT)	according to IEC 255-5	2.500			VDC
Operate time incl. bounce	measured with 40% overdrive			0,8	ms
Release time	measured with no coil excitation			0,4	ms
Capacity	@ 10 kHz		0,4		pF

Environmental data	Conditions	Min	Typ	Max	Unit
Insulation resistance Coil/Contact	RH <45%, 100 V test voltage	100			TOhm
Insulation voltage Coil/Contact	according to IEC 255-5	2			KVAC
Shock	1/2 sine wave duration 11ms			50	g
Vibration	from 10 - 2000 Hz			20	g
Ambient temperature		-20		70	°C
Storage temperature		-35		95	°C
Soldering temperature	max. 5 sec			260	°C
Cleaning		fully sealed			
Housing material		Plastics / Polycarbonat			
Sealing compound		Polyurethan			
Connection pins		Copper alloy tin plated			