

STK4100MK2 Series

www.DataSheet4U.com

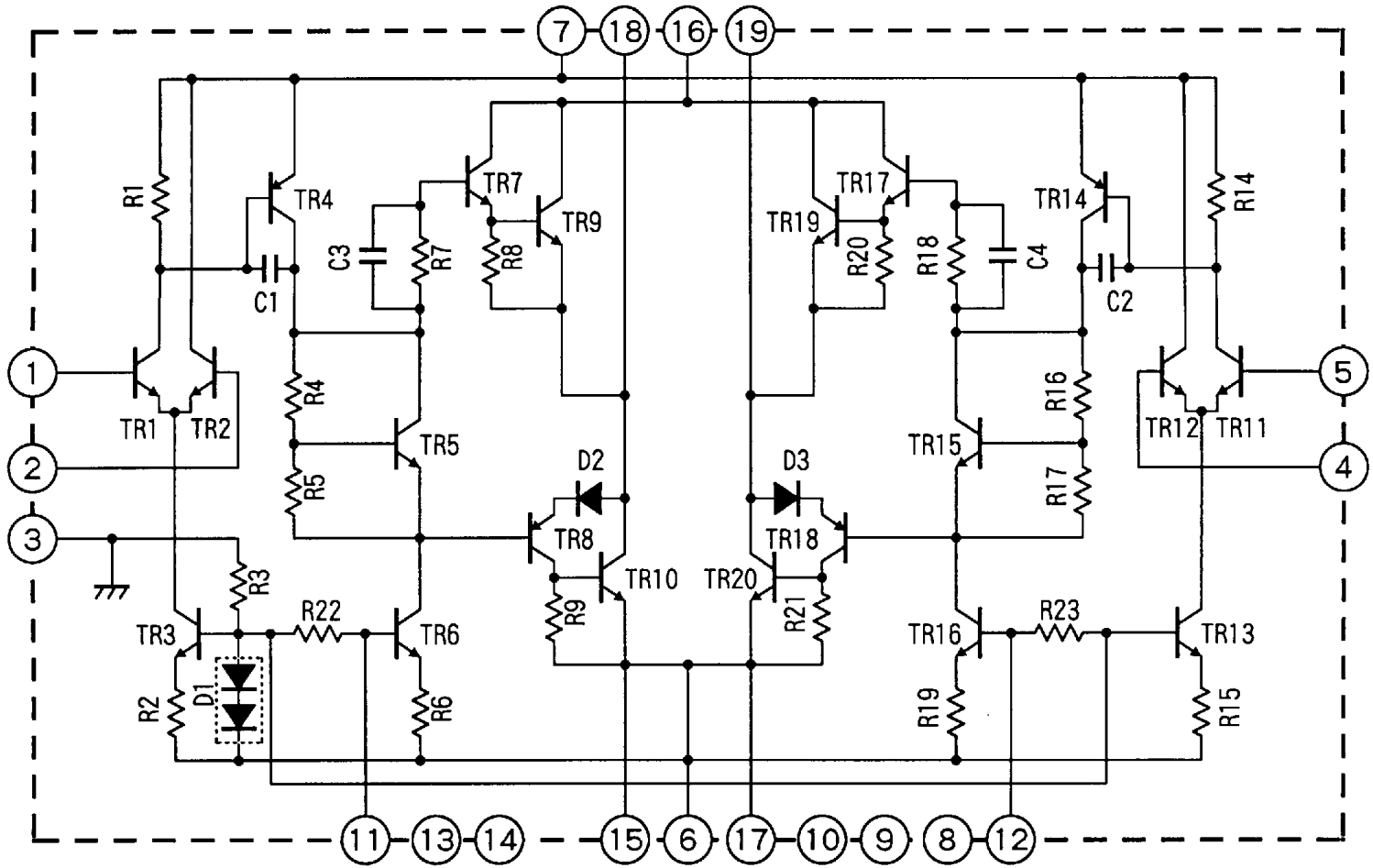
★2ch./1package, ± Power Supply
 ★6W/ch. ~ 100W/ch.
 ★THD = 0.4%

Model	Maximum Ratings 最大定格	Recommended Operating Conditions 推奨動作条件		Operating Characteristics (Recommend Operating Conditions at Test Circuit) 動作特性(Test Circuitにて 推奨動作条件による)			
	Vcc max [V]	Vcc [V]		Po max 1 RL=8Ω f=20~ 20kHz [W]	THD (V _G =40dB) [%]	Po max 2 RL=4Ω f=1kHz [W]	THD (V _G =40dB) [%]
		RL=8Ω	RL=4Ω				
STK4100MK2	±20.5	±13.5	±12.0	6 + 6	0.4	6 + 6	1.0
STK4110MK2	±26.0	±17.0	±14.0	10 + 10	0.4	10 + 10	1.0
STK4120MK2	±30.5	±21.0	±17.0	15 + 15	0.4	15 + 15	1.0
*STK4130MK2	±34.5	±23.0	±20.0	20 + 20	0.4	20 + 20	1.0
*STK4140MK2	±40.0	±27.0	±22.0	25 + 25	0.4	25 + 25	1.0
*STK4150MK2	±42.0	±28.0	±25.0	30 + 30	0.4	35 + 35	1.0
*STK4160MK2	±45.0	±30.5	±26.5	35 + 35	0.4	40 + 40	1.0
STK4170MK2	±48.0	±32.0	±28.0	40 + 40	0.4	45 + 45	1.0
STK4180MK2	±50.0	±33.5	±30.0	45 + 45	0.4	50 + 50	1.0
STK4190MK2	±52.5	±35.0	±32.0	50 + 50	0.4	55 + 55	1.0
STK4200MK2	±55.0	±38.0	-	60 + 60	0.4	-	-
STK4210MK2	±60.0	±42.0	-	70 + 70	0.4	-	-
STK4220MK2	±65.0	±45.0	-	80 + 80	0.4	-	-
STK4230MK2	±75.0	±51.0	-	100 + 100	0.4	-	-

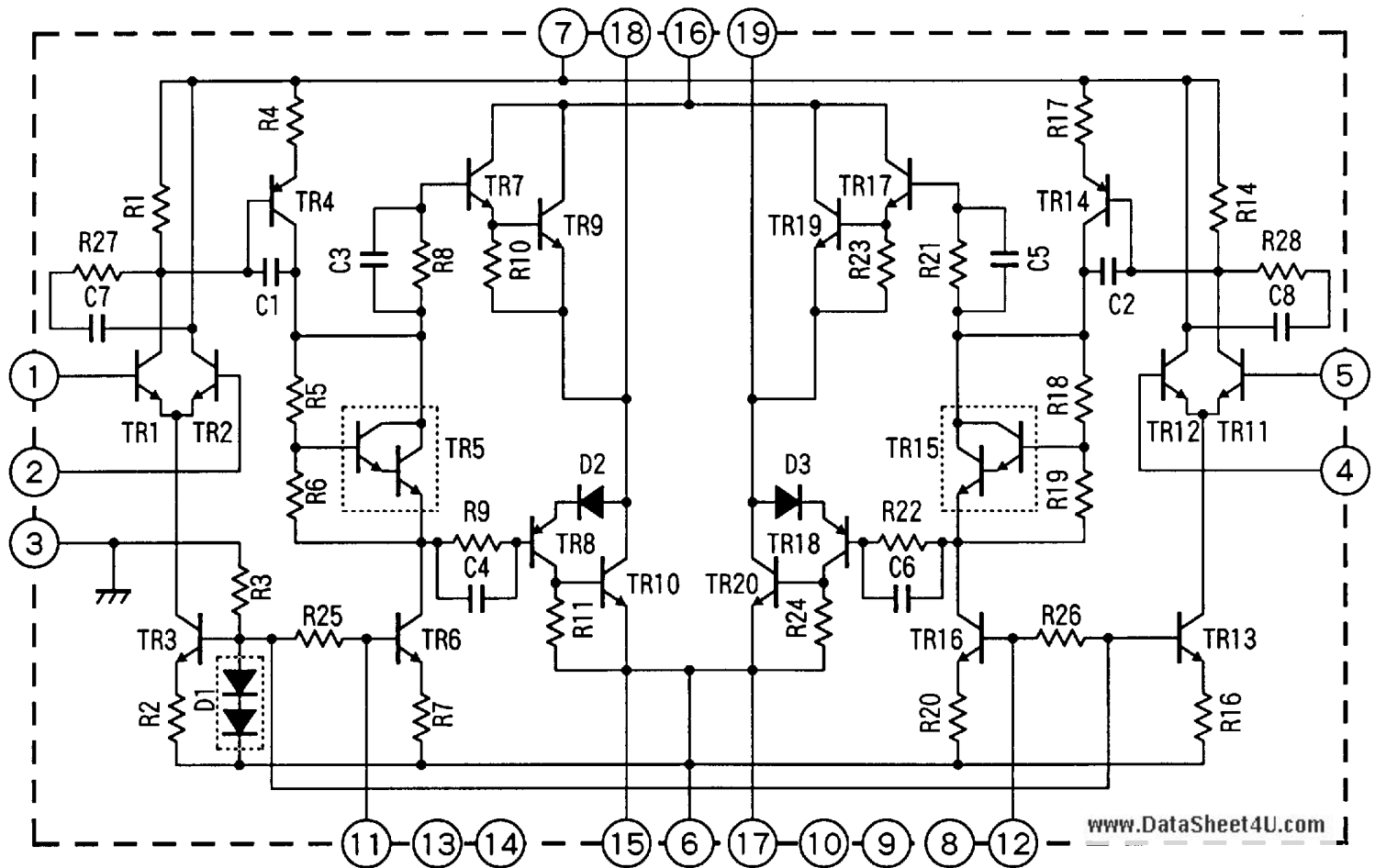
* Under mass production

■ Equivalent Circuit

@STK4100MK2 ~ STK4190MK2
www.DataSheet4U.com



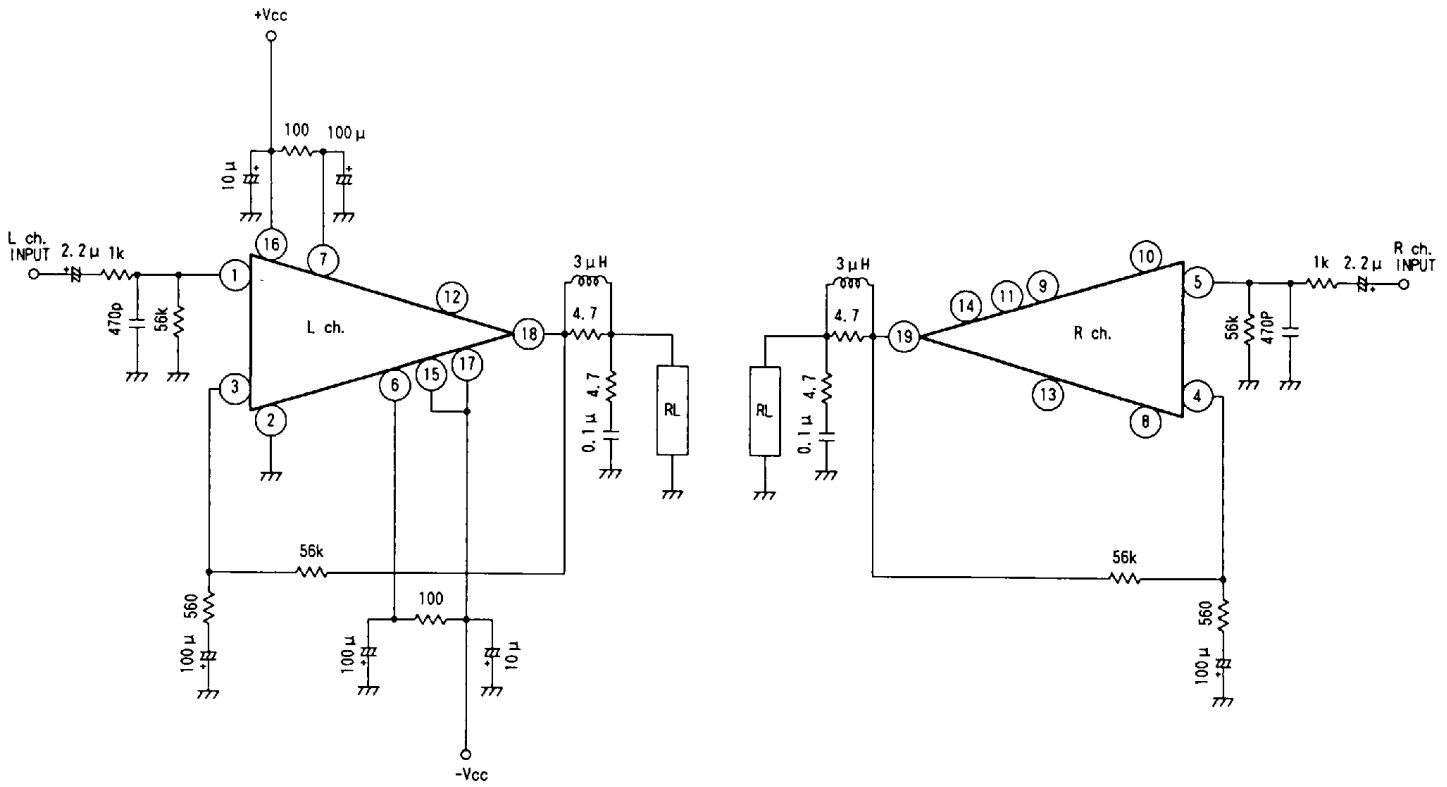
⑥STK4200MK2 ~ STK4230MK2



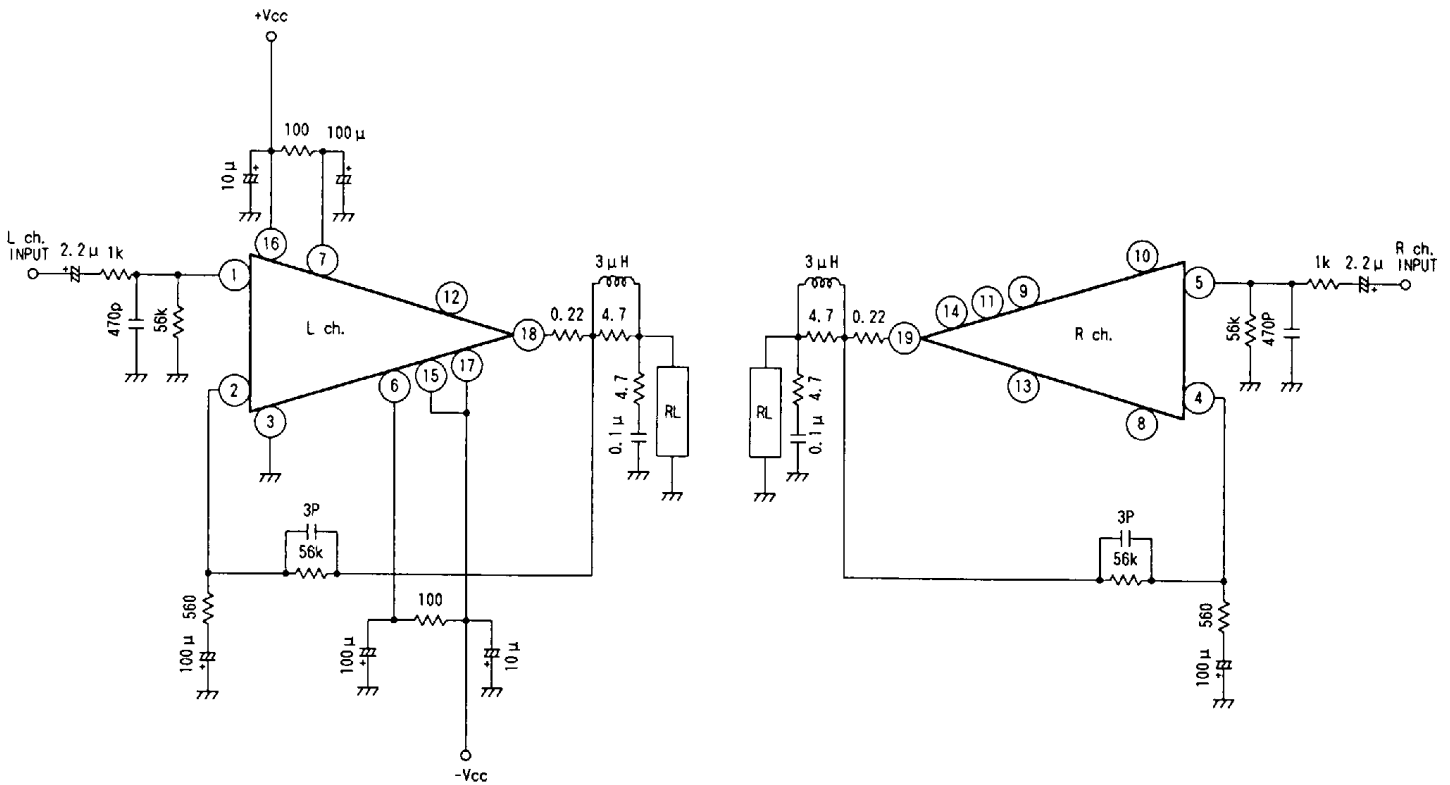
■ Test Circuit

① STK4100MK2 ~ STK4190MK2

www.DataSheet4U.com



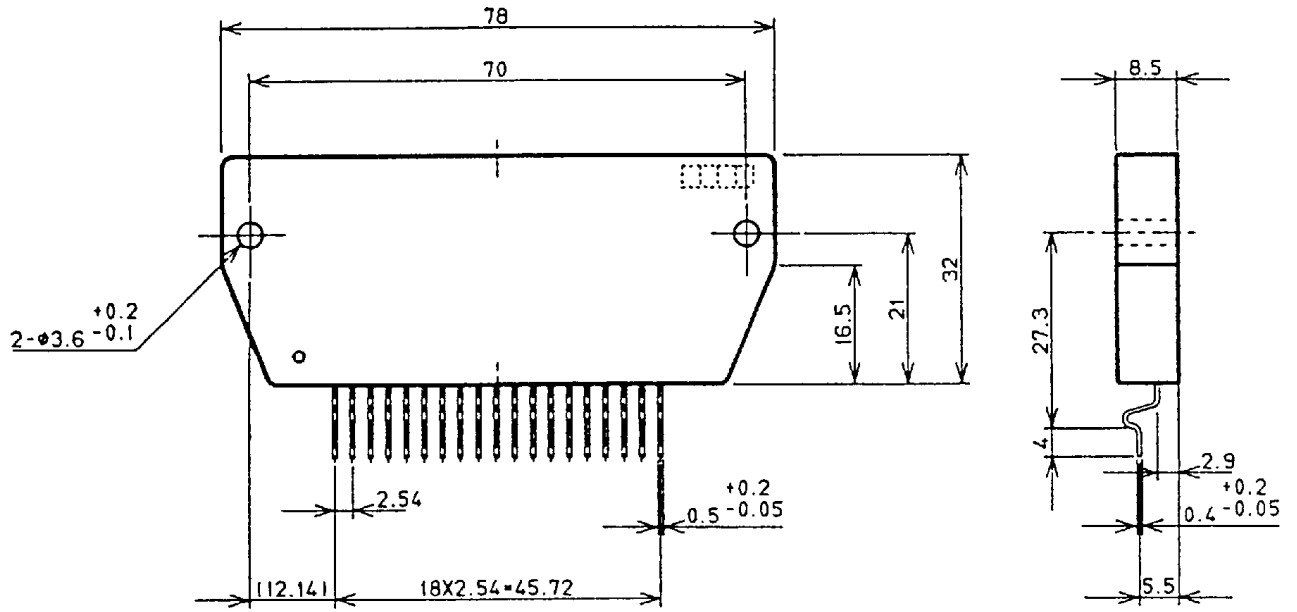
② STK4200MK2 ~ STK4230MK2



■ Case Outline

④ STK4100MK2 ~ STK4190MK2

www.DataSheet4U.com



⑤ STK4200MK2 ~ STK4230MK2

