



SPECIFICATIONS

INPUT

Voltage/Current	See Model Selection Table
Max. Input Current	1.2 A
(V _{in} = 0 to 72 VDC)	
Max. Inrush Transient	2.0 A's
Reflected Ripple Current	
5V/12V Input	80 mA (peak-to-peak)
24V/48V Input	25 mA (peak-to-peak)
Ripple Rejection	50 dB

OUTPUT

Output Voltage	See Model Selection Table
Set Point	±2.0%
Regulation	
Line	
5V/12V Input	0.01%
24V/48V Input	0.02%
Load	0.05% (typ.)
Cross (Dual output)	5%
Ripple (RMS)	
5V	
5V/12V Input	30 mV
24V/48V Input	7 mV
12V	
5V/12V Input	50 mV
24V/48V Input	10 mV
±12V/±15V	
5V/12V Input	5 mV
24V/48V Input	15 mV
Noise (peak-to-peak)	
5V	
5V/12V Input	80 mV
24V/48V Input	40 mV
12V	
5V/12V Input	100 mV
24V/48V Input	50 mV
±12V/±15V	
5V/12V Input	20 mV
24V/48V Input	50 mV

(measured with a 20 MHz bandwidth)

FEATURES

- 5, 12, 24 and 48 Volt Inputs
- Industry-Standard Pin Out
- Single and Dual Outputs
- Overcurrent Protection
- Overvoltage Protection
- UL1950 Recognized
- Low Output Noise
- High Efficiency
- Meets FCC Level B Radiated Limits
- MTBF > 4,980,000 Hours (40°C)

Temperature Drift	±0.01%/°C
Overvoltage Protection	120%
Current Limit Inception	180% - 200%
Short Circuit Current	
5V/12V Input	200%
24V/48V Input	175%
Efficiency	See Model Selection Table
Isolation	
Voltage	500 VDC
Capacitance	1200 pf
Resistance	>10 MΩ

ENVIRONMENTAL

Operating Ambient Temp.	
5V/12V Input	-10 to +50°C
24V/48V Input	-40 to +85°C
Storage Temp.	-40 to +100°C

MODEL SPECIFICATIONS

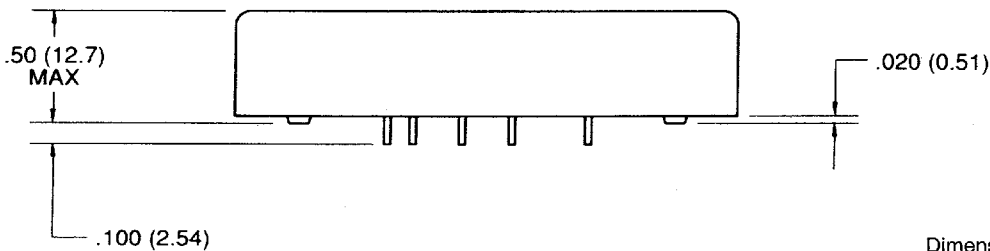
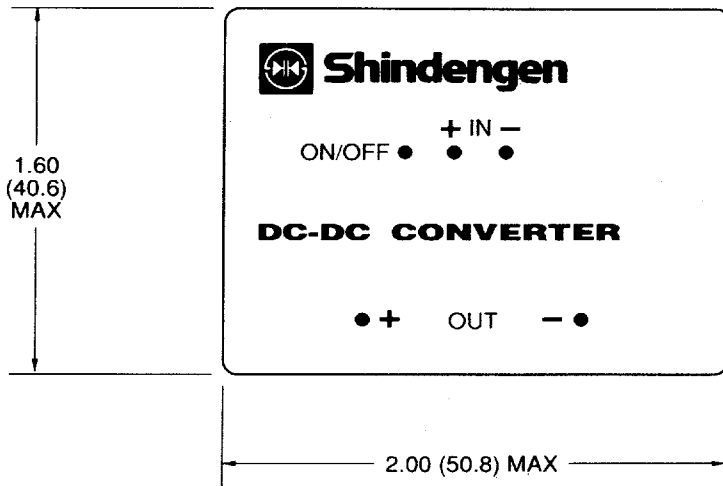
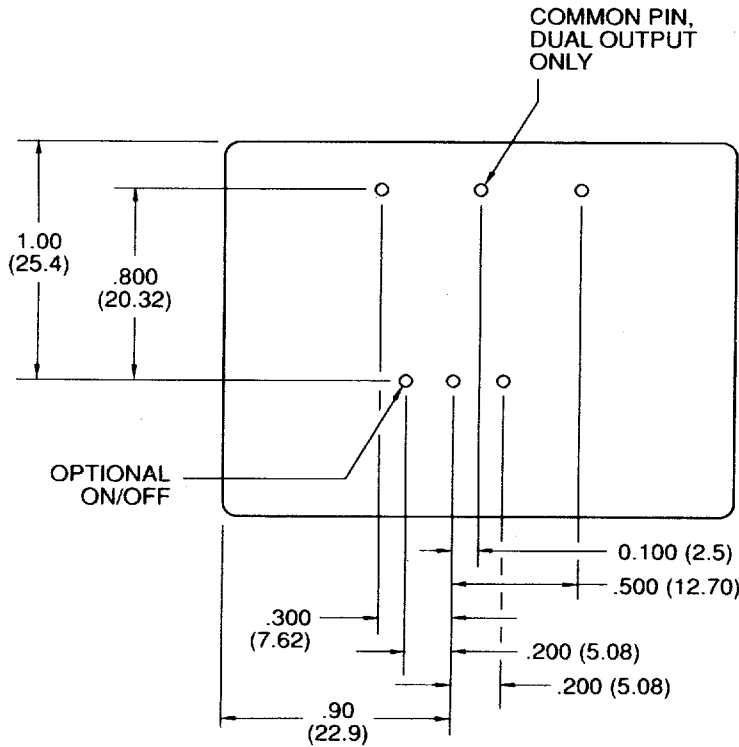
Output		Input Range			
Volts	Amps	5 (4.5-5.5) VDC		12 (10-15) VDC	
		Model	Effic.	Model	Effic.
5.0 VDC	0-2.0A	HUH05002	73%	HUA05002	76%
12.0 VDC	0-0.82A	HUH120R8	78%	HUA120R8	78%
15.0 VDC	0-0.67A	HUH150R7	78%	HUA150R7	78%
±12.0 VDC	0-0.43A	HUH010/01	73%	HUA010/01	76%
±15.0 VDC	0-0.33A	HUH010/02	73%	HUA010/02	76%

Output		Input Range			
Volts	Amps	24 (18-36) VDC		48 (36-72) VDC	
		Model	Effic.	Model	Effic.
5.0 VDC	0-2.0A	HUE05002	80%	HUW05002	80%
12.0 VDC	0-0.82A	HUE120R8	83%	HUW120R8	83%
15.0 VDC	0-0.67A	HUE150R7	83%	HUW150R7	83%
±12.0 VDC	0-0.43A	HUE010/01	83%	HUW010/01	83%
±15.0 VDC	0-0.33A	HUE010/02	83%	HUW010/02	83%

8219387 0004050 808

MECHANICAL SPECIFICATIONS

Size (W x D x H) 2.00 x 1.60 x 0.50 inches (50.8 x 12 x 4.06 mm)
 Weight 1.6 oz. (45 g)



Dimensions in inches; () Dimensions in mm.

8219387 0004051 744

For further product information call: West:1-800-634-3654, East:1-800-543-6525