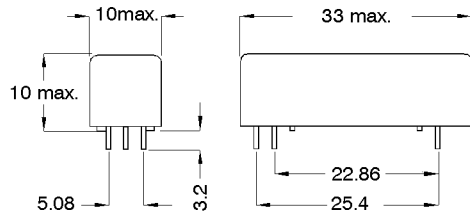


DIMENSIONS (mm)

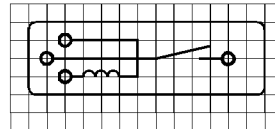


Pins: Ø0.65 mm
 L = 3.2±0.3 mm
 Material: Cu-alloy tinned

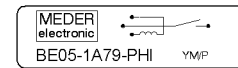


LAYOUT(10)

pitch 2.54 mm/Top view



MARKING



MEDER-Label
 Type/Layout
 Production code,
 EN60062/Factory code

Coil Data at 20 °C	Conditions	Min	Typ	Max	Unit
Coil resistance		95	105	115	Ohm
Coil voltage			5		VDC
Rated power			238		mW
Thermal resistance	max. Relay temperature = operating temperature + self heating		72		K/W
Pull-In voltage				3,5	VDC
Drop-Out voltage		0,3			VDC

Contact data 79	Conditions	Min	Typ	Max	Unit
Contact-form		A			
Contact-material		Rhodium			
Contact rating	Any DC combination of V & A not to exceed their individual max.'s			25	W
Switching voltage	DC or Peak AC			1.000	V
Switching current	DC or Peak AC			1	A
Carry current	DC or Peak AC			2	A
Contact resistance static	Measured with 40% overdrive Start Value			150	mOhm
Insulation resistance	RH <45 %, 100 V test voltage	100			TOhm
Breakdown voltage (>25 AT)	according to IEC 255-5	2.500			VDC
Operate time incl. bounce	measured with 40% overdrive			0,8	ms
Release time	measured with no coil excitation			0,4	ms
Capacity	@ 10 kHz across open switch		0,4		pF

Special Product Data	Conditions	Min	Typ	Max	Unit
Insulation resistance Coil/Contact	RH <45%, 200 VDC test voltage	100			TOhm
Dielectric Strength Coil/Contact	according to IEC 255-5	2			kV AC
Housing material		Polycarbonat			
Sealing compound		Polyurethan			
Connection pins		Copper alloy tin plated			

Environmental data	Conditions	Min	Typ	Max	Unit
Shock	1/2 sine wave duration 11ms			50	g
Vibration	from 10 - 2000 Hz			20	g
Operating temperature		-20		70	°C



Products for tomorrow...

Europe: +49 / 7731 8399 0 | Email: info@meder.com
USA: +1 / 508 295 0771 | Email: salesusa@meder.com
Asia: +852 / 2955 1682 | Email: salesasia@meder.com

Item No.:
8805179104
Item:
BE05-1A79-PHI

Environmental data	Conditions	Min	Typ	Max	Unit
Storage temperature		-40		105	°C
Soldering temperature	wave soldering max. 5 sec.			260	°C
Washability		fully sealed			

General data	Conditions	Min	Typ	Max	Unit
Remarks		Relay with very high Insulation resistance > 100 Tohm			

Modifications in the sense of technical progress are reserved

Designed at: 12.11.08 Designed by: MPOTUZAK
Last Change at: Last Change by:

Approval at: 27.11.08 Approval by: DSTASTNY
Approval at: Approval by:

Version: 02