

HZM6.2ZMFA

Silicon Epitaxial Planar Zener Diode for Surge Absorb

HITACHI

ADE-208-1515 (Z)

Rev.0
May. 2002

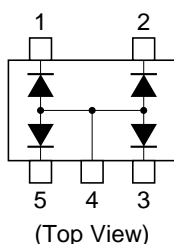
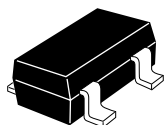
Features

- HZM6.2ZMFA has four devices in a monolithic, and can absorb surge.
- Low capacitance ($C = 8.5 \text{ pF max}$) and can protect ESD of signal line.
- MPAK-5 Package is suitable for high density surface mounting and high speed assembly.

Ordering Information

Type No.	Laser Mark	Package Code
HZM6.2ZMFA	62N	MPAK-5

Pin Arrangement



1. Cathode
2. Cathode
3. Cathode
4. Anode
5. Cathode

Absolute Maximum Ratings

(Ta = 25°C)

Item	Symbol	Value	Unit
Power dissipation	Pd *	200	mW
Junction temperature	Tj	150	°C
Storage temperature	Tstg	-55 to +150	°C

Note: Four device total, See Fig.2.

Electrical Characteristics *¹

(Ta = 25°C)

Item	Symbol	Min	Typ	Max	Unit	Test Condition
Zener voltage	V _z	5.90	—	6.50	V	I _z = 5 mA, 40 ms pulse
Reverse current	I _R	—	—	3	μA	V _R = 5.5 V
Capacitance	C	—	—	8.5	pF	V _R = 0 V, f = 1 MHz
Dynamic resistance	r _d	—	—	60	Ω	I _z = 5 mA
ESD-Capability * ²	—	13	—	—	kV	C = 150 pF, R = 330 Ω, Both forward and reverse direction 10 pulse

Notes: 1. Per one device.

2. Failure criterion ; I_R > 3 μA at V_R = 5.5 V.

Main Characteristics

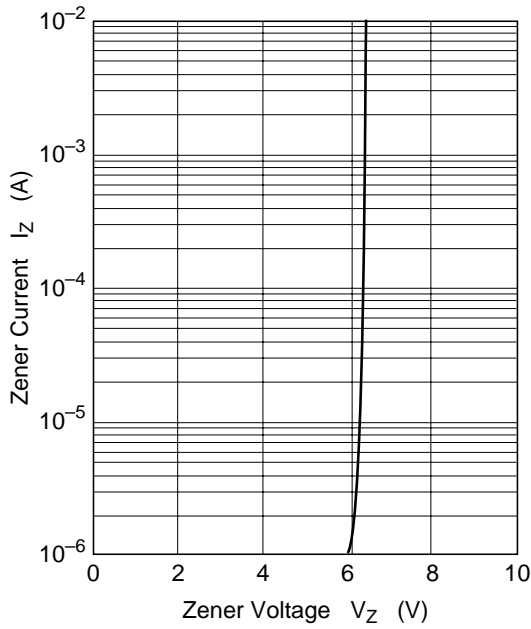


Fig.1 Zener current vs. Zener voltage

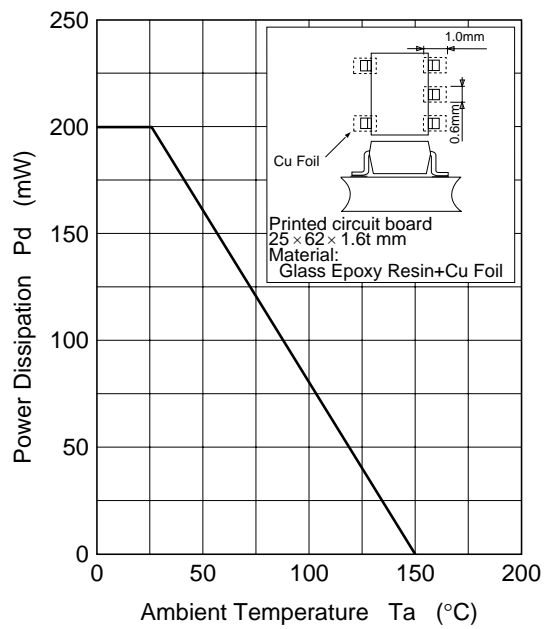


Fig.2 Power Dissipation vs. Ambient Temperature

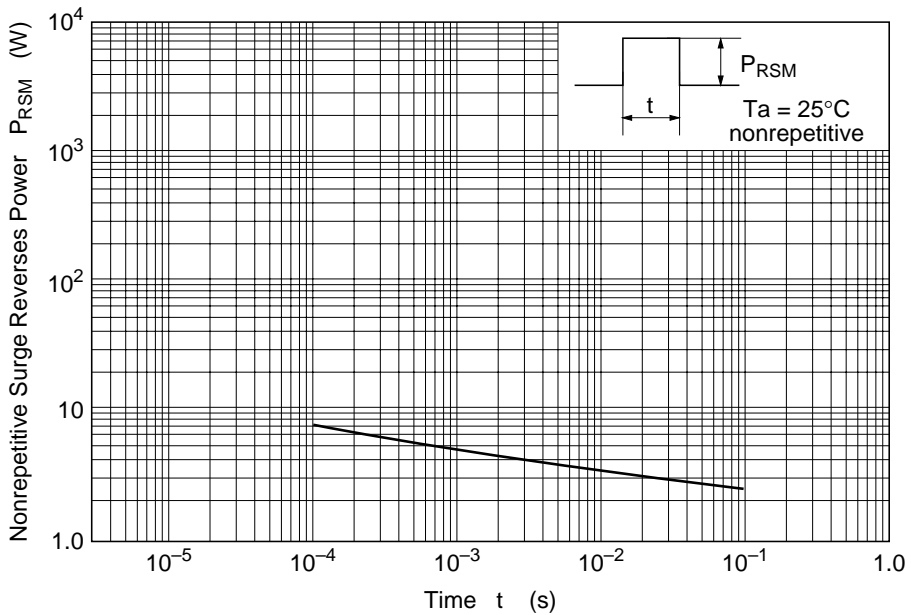


Fig.3 Surge Reverse Power Ratings

Main Characteristics (cont)

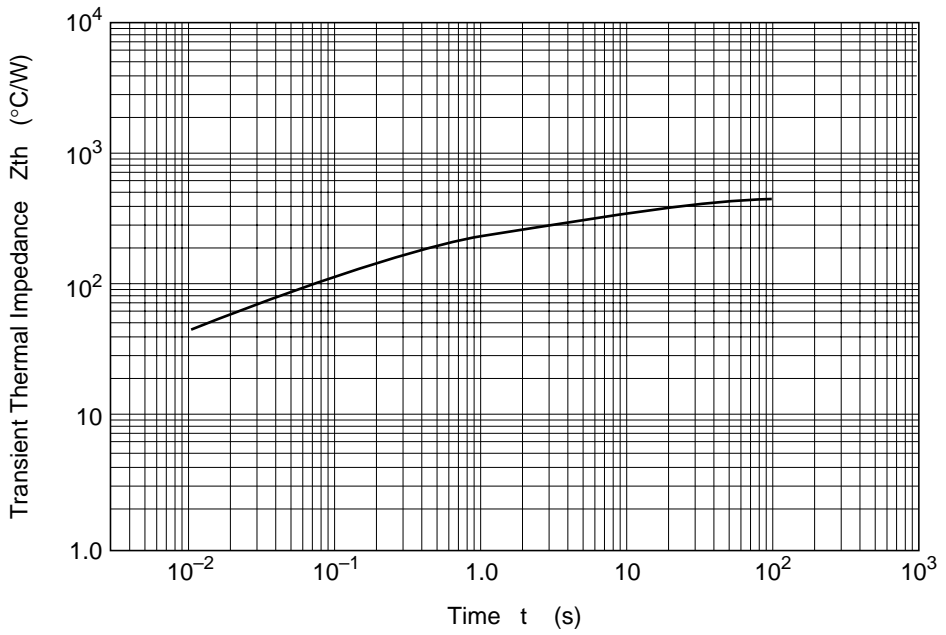
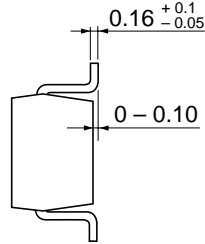
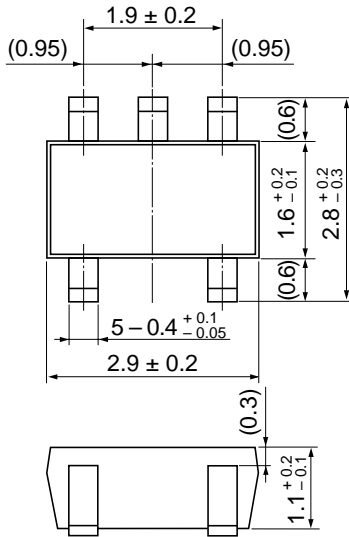


Fig.4 Transient Thermal Impedance *

Note: Measurement value by forward bias.

Package Dimensions

As of January, 2002
Unit: mm



Hitachi Code	MPAK-5
JEDEC	—
JEITA	—
Mass (reference value)	0.013 g

Disclaimer

1. Hitachi neither warrants nor grants licenses of any rights of Hitachi's or any third party's patent, copyright, trademark, or other intellectual property rights for information contained in this document. Hitachi bears no responsibility for problems that may arise with third party's rights, including intellectual property rights, in connection with use of the information contained in this document.
2. Products and product specifications may be subject to change without notice. Confirm that you have received the latest product standards or specifications before final design, purchase or use.
3. Hitachi makes every attempt to ensure that its products are of high quality and reliability. However, contact Hitachi's sales office before using the product in an application that demands especially high quality and reliability or where its failure or malfunction may directly threaten human life or cause risk of bodily injury, such as aerospace, aeronautics, nuclear power, combustion control, transportation, traffic, safety equipment or medical equipment for life support.
4. Design your application so that the product is used within the ranges guaranteed by Hitachi particularly for maximum rating, operating supply voltage range, heat radiation characteristics, installation conditions and other characteristics. Hitachi bears no responsibility for failure or damage when used beyond the guaranteed ranges. Even within the guaranteed ranges, consider normally foreseeable failure rates or failure modes in semiconductor devices and employ systemic measures such as fail-safes, so that the equipment incorporating Hitachi product does not cause bodily injury, fire or other consequential damage due to operation of the Hitachi product.
5. This product is not designed to be radiation resistant.
6. No one is permitted to reproduce or duplicate, in any form, the whole or part of this document without written approval from Hitachi.
7. Contact Hitachi's sales office for any questions regarding this document or Hitachi semiconductor products.

Sales Offices

HITACHI

Hitachi, Ltd.

Semiconductor & Integrated Circuits
Nippon Bldg., 2-6-2, Ohte-machi, Chiyoda-ku, Tokyo 100-0004, Japan
Tel: (03) 3270-2111 Fax: (03) 3270-5109

URL <http://www.hitachisemiconductor.com/>

For further information write to:

Hitachi Semiconductor
(America) Inc.
179 East Tasman Drive
San Jose, CA 95134
Tel: <1> (408) 433-1990
Fax: <1> (408) 433-0223

Hitachi Europe Ltd.
Electronic Components Group
Whitebrook Park
Lower Cookham Road
Maidenhead
Berkshire SL6 8YA, United Kingdom
Tel: <44> (1628) 585000
Fax: <44> (1628) 585200

Hitachi Europe GmbH
Electronic Components Group
Dornacher Straße 3
D-85622 Feldkirchen
Postfach 201, D-85619 Feldkirchen
Germany
Tel: <49> (89) 9 9180-0
Fax: <49> (89) 9 29 30 00

Hitachi Asia Ltd.
Hitachi Tower
16 Collyer Quay #20-00
Singapore 049318
Tel: <65>-6538-6533/6538-8577
Fax: <65>-6538-6933/6538-3877
URL: <http://semiconductor.hitachi.com.sg>

Hitachi Asia Ltd.
(Taipei Branch Office)
4/F, No. 167, Tun Hwa North Road
Hung-Kuo Building
Taipei (105), Taiwan
Tel: <886>-(2)-2718-3666
Fax: <886>-(2)-2718-8180
Telex: 23222 HAS-TP
URL: <http://www.hitachi.com.tw>

Hitachi Asia (Hong Kong) Ltd.
Group III (Electronic Components)
7/F., North Tower
World Finance Centre,
Harbour City, Canton Road
Tsim Sha Tsui, Kowloon Hong Kong
Tel: <852>-2735-9218
Fax: <852>-2730-0281
URL: <http://semiconductor.hitachi.com.hk>

Copyright © Hitachi, Ltd., 2002. All rights reserved. Printed in Japan.
Colophon 6.0