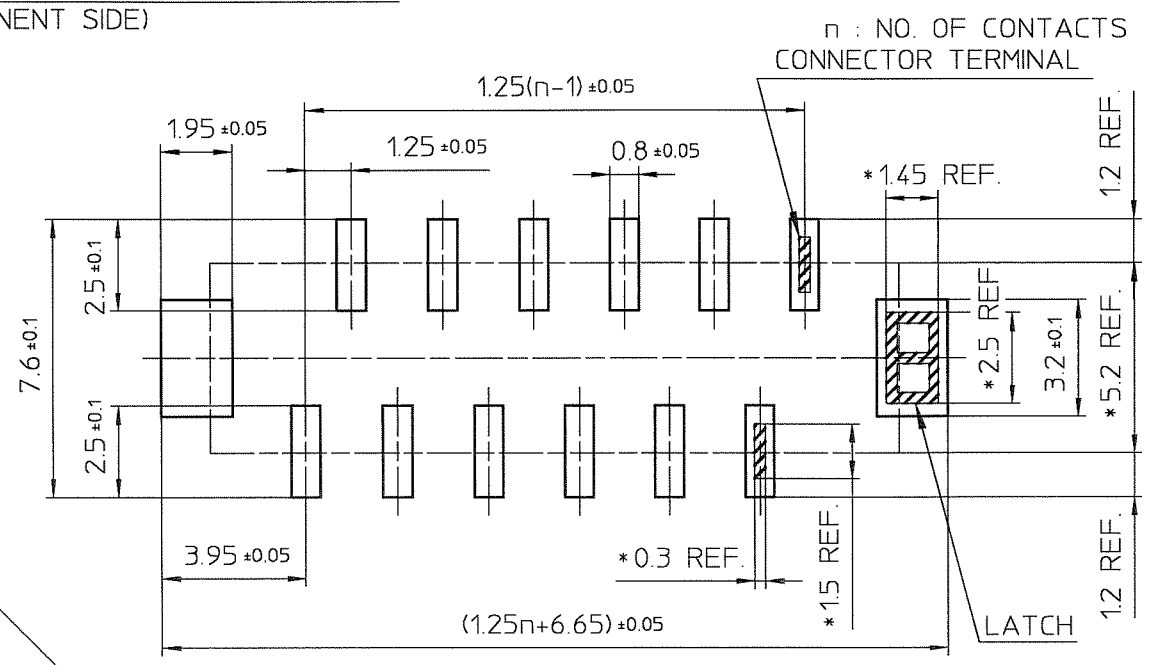


RECOMMENDED PC BOARD LAYOUT
(COMPONENT SIDE)



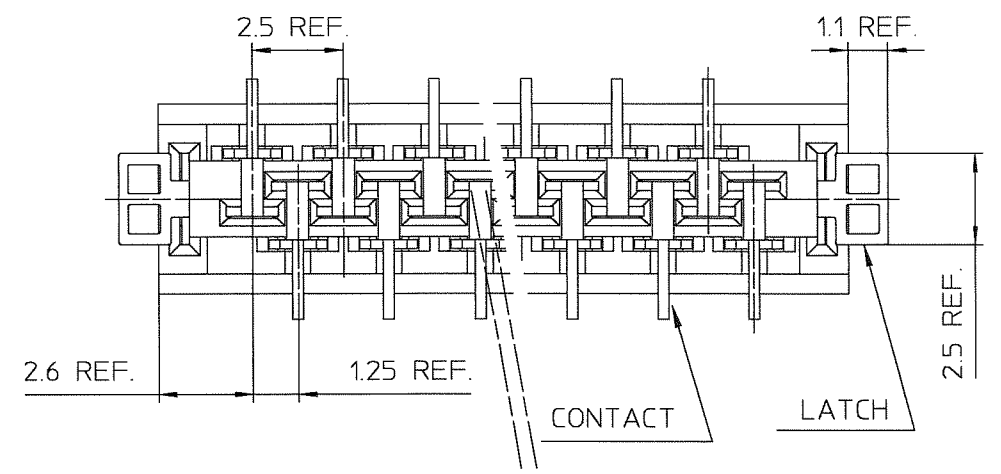
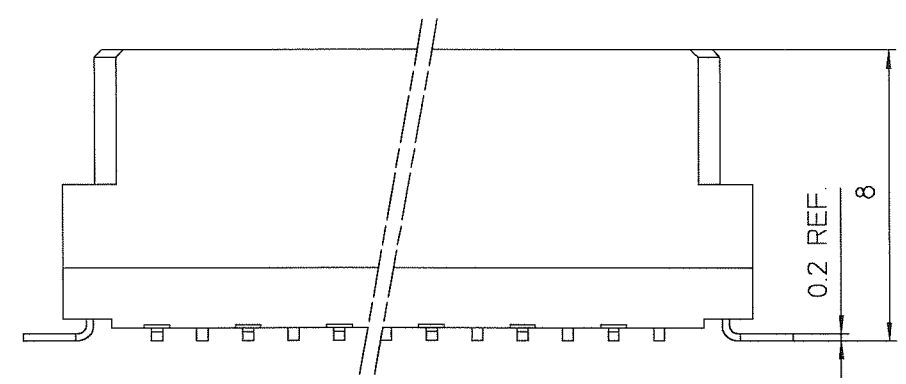
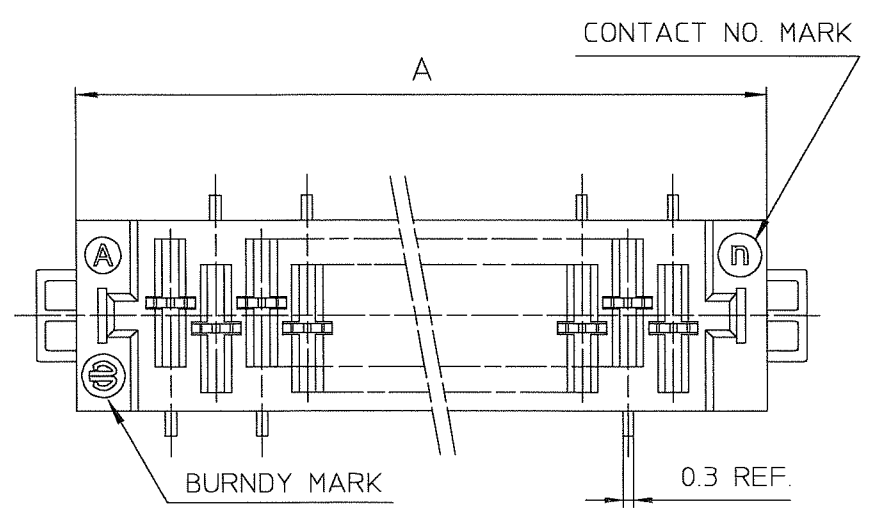
NOTE. *MARK INDICATES DIMENSIONS OF CONNECTOR SIDE.

CAT. NO.	NO. OF CONTACTS (n)	A
BTFN6S-3SST	6	11.45
BTFN8S-3SST	8	13.95
BTFN10S-3SST	10	16.45
BTFN12S-3SST	12	18.95
BTFN14S-3SST	14	21.45
BTFN16S-3SST	16	23.95
BTFN18S-3SST	18	26.45
BTFN20S-3SST	20	28.95

n : NO. OF CONTACTS

MATERIAL

- INSULATOR : PPS RESIN GLASS REINFORCED (UL94V-0)
COLOR : BLACK
- CONTACT : PHOSPHOR BRONZE
TIN ALLOY PLATED
- LATCH : PHOSPHOR BRONZE
TIN ALLOY PLATED



NOTE.
1. THIS PRODUCT IS THE CONNECTOR COPING WITH AUTOMATIC MOUNTING.
2. FLATNESS OF CONTACT TERMINAL AND LATCH MUST BE WITHIN 0.2.

mat'l. code				surface ISO 1302 ✓	tolerance ISO 406 ISO 1101	projection ⊕	product family 58ZF	CODE JP
lfr	description	ecn no	dr	date	tolerances unless otherwise specified		title RECEPTACLE CONNECTOR (SMT) (Cat. No. BTFN__S-3SST)	
AA	REVISED	J04-0349	H.T	Oct. 13/04	angles	±0.3	scale X	
AB	CHANGED LOGO	J06-0466	H.T	11/13/06	linear			
				dr	H. Takahashi	11/13/06	dwg no JSC 92195	
				enr	H. Takahashi	11/13/06	sheet 1 of 1 size A3	
				chr	K. Shouji	11/13/06	type Product Customer Drawing	
				appd	J. Okada	11/13/06	Rev. AB	
sheet index	revision sheet	AB	1					



FCIconnect.com

Copyright FCI