


# SERIES KAR SWITCHES

## PIANO DIP SWITCHES



### SPECIFICATIONS

Switch Function:	SPST, 1 thru 12 positions (excluding position 11)
Contact Rating:	Switch: 25mA @24VDC; Carry: 100mA @50VDC
Insulation Resistance:	1,000 Megaohms min @ 100VDC
Contact Resistance:	Initial: 50 milliohms max After Life: 100 milliohms max
Mechanical Life:	2000 make-and-break cycles, each circuit
Operating Force:	500gf max
Dielectric Strength:	500 VAC for 60 seconds
Storage Temperature:	-40C to +85C
Operating Temperature:	-30C to +85C

### FEATURES & BENEFITS

- Process sealed option
- SMT termination option
- Low profile actuator

### APPLICATIONS / MARKETS

- Garage door openers
- Controller applications
- Telecommunications
- Testing/instrumentation

### MATERIALS

Base & Cover:	PPS, UL94-V0
Actuator:	Nylon, UL94-V0
Movable Contacts:	Copper alloy with gold over tin plate
Terminal Contacts:	Brass with gold over tin plate

### PACKAGING

Switches are supplied with all poles in the "OFF" position.

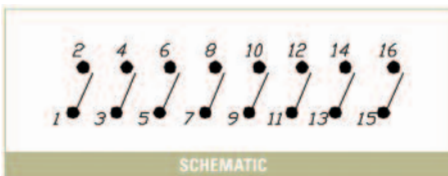
### HOW TO ORDER

SERIES	MODEL NO.	NO. of POSITIONS	ACTUATOR ("L" Dimension)	TERMINATION	TERMINAL FINISH	PACKAGING
<b>KA</b>	<input type="checkbox"/>	<input type="checkbox"/>	<input type="checkbox"/>	<input type="checkbox"/>	<input type="checkbox"/>	<input type="checkbox"/>
	R = Low Profile	02 = 2 03 = 3 04 = 4 05 = 5 06 = 6 08 = 8 10 = 10 12 = 12	L = Extended S = Low Profile (w/o tape seal)	A = Splayed Pins H = Straight Pins J = J-Leads G = Gull Wing	G = Gold	T = Std. Tube Qty. (Pin Termination) R = Tape & Reel (SMT Termination only)

### Example Ordering Number:

KA R 08 S H G R

Specifications subject to change without notice.



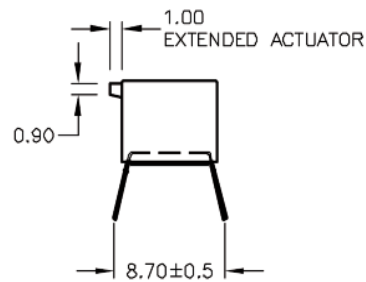

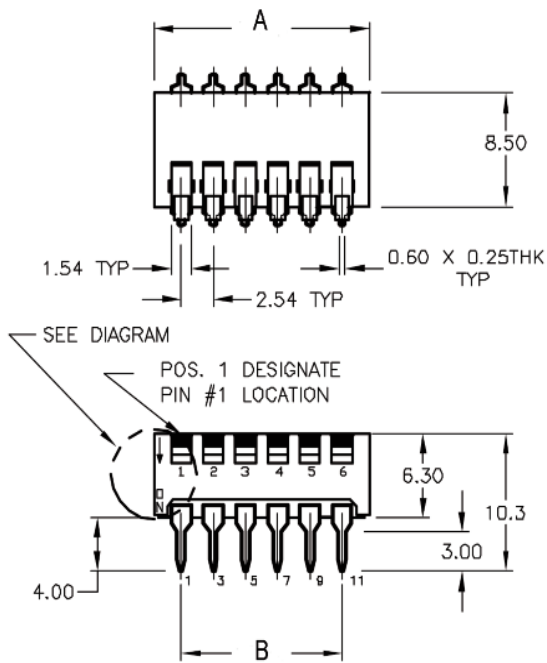
Number of Positions mm (inch)	2	3	4	5	6	7	8	9	10	12
"A" Dimension (+/- 0.3mm)	6.08 (0.23)	8.72 (0.34)	11.90 (0.46)	14.44 (0.56)	16.98 (0.66)	19.52 (0.76)	22.06 (0.86)	24.60 (0.96)	27.14 (1.06)	32.33 (1.268)
"B" Dimension (+/- 0.2mm)	2.54 (0.10)	5.08 (0.20)	7.62 (0.30)	10.16 (0.40)	12.7 (0.50)	15.24 (0.60)	17.78 (0.70)	20.32 (0.80)	22.86 (0.90)	27.94 (1.10)

# SERIES KAR SWITCHES

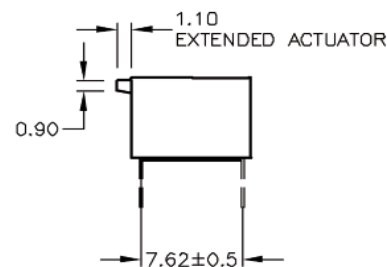
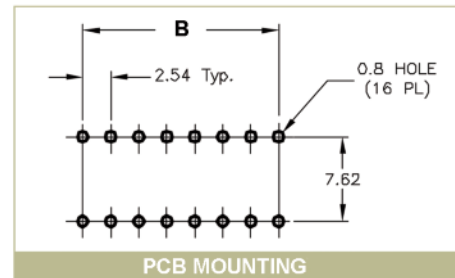
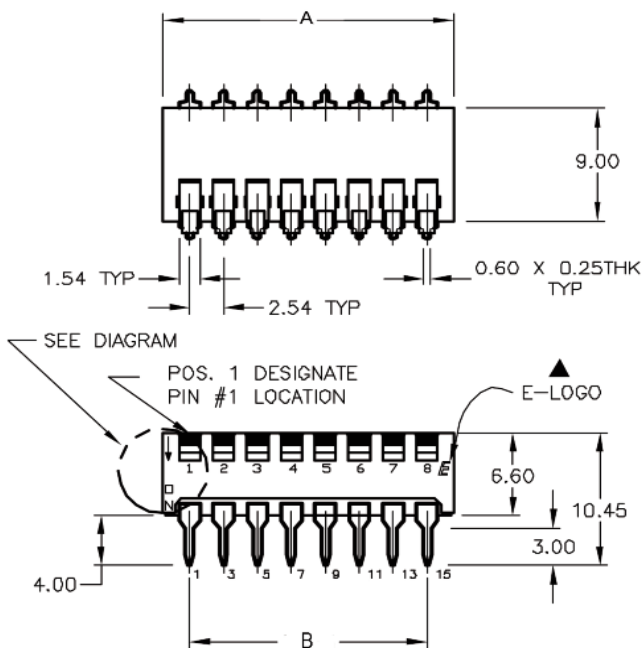


## Through Hole Termination Options

### SPLAYED PIN TERMINATION - "A"



### STRAIGHT PIN TERMINATION - "H"

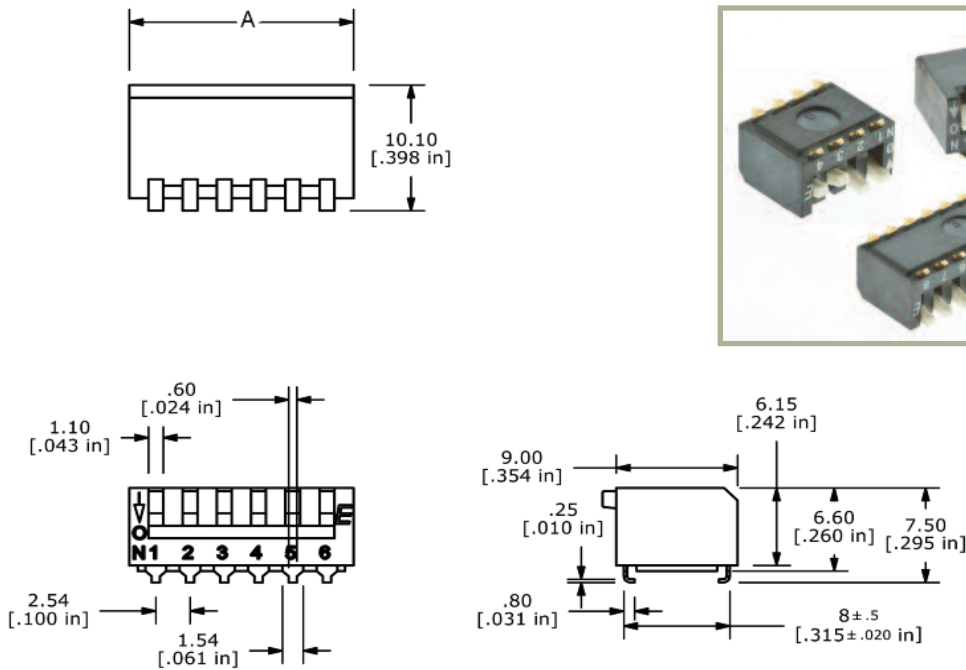


# SERIES KAR SWITCHES



## SMT Termination Options

### J-LEAD TERMINATION - "J"



### GULL WING TERMINATION - "G"

