



# PRODUCT SPECIFICATION

**Model No : CSD-822A9/823A9**

## Descriptions:

- 0.8 Inch Dual Digits Display
- CSD-822: Common Anode
- CSD-823: Common Cathode
- Emitting Color: Super Bright Amber



CUSTOMER APPROVED SIGNATURES	APPROVED BY	CHECKED BY	PREPARED BY

**CHINA SEMICONDUCTOR CORPORATION**

Address:2FL. NO.909,Chung-Cheng Road,  
Chung-Ho City Taipei Hsien,Taiwan.

Tel:886-2-2223-9696  
Fax:886-2-2223-9377

**OPTO PLUS TECHNOLOGIES CO.,LTD**

Address:696 Shun jiang Rd.,Ji Shan St.Shaoxing,  
ZheJiang,China

Tel:86-0575-8623888  
Fax:86-0575-8623112



**Model No : CSD-822/823A9**

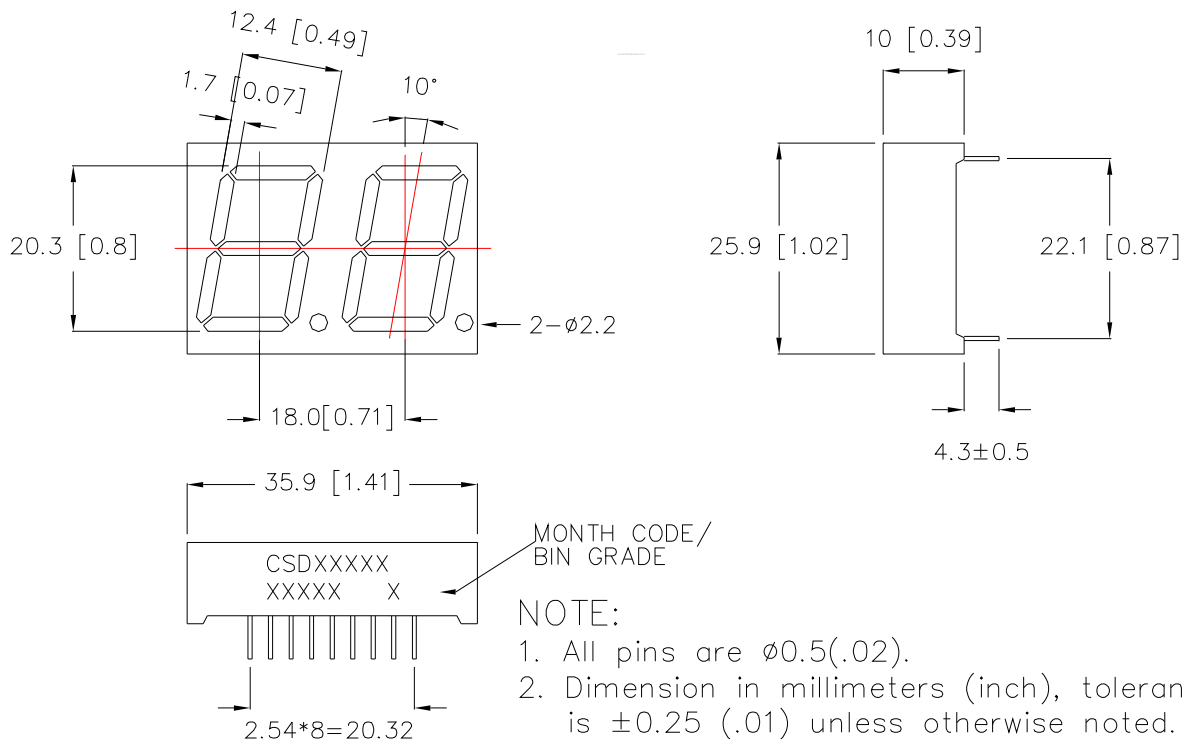
**Features -**

1. 0.8 inch (20.3mm) digit height.
2. Case mold type.
3. RoHs compliant.
4. Low power consumption.
5. Easy mounting on P.C. board or socket.

**Device Selection Guide -**

Part No.	Chip		Description
	Material	Emitted Color	
CSD-822A9	AlGaInP	Super Bright Amber	Common Anode
CSD-823A9	AlGaInP	Super Bright Amber	Common Cathode

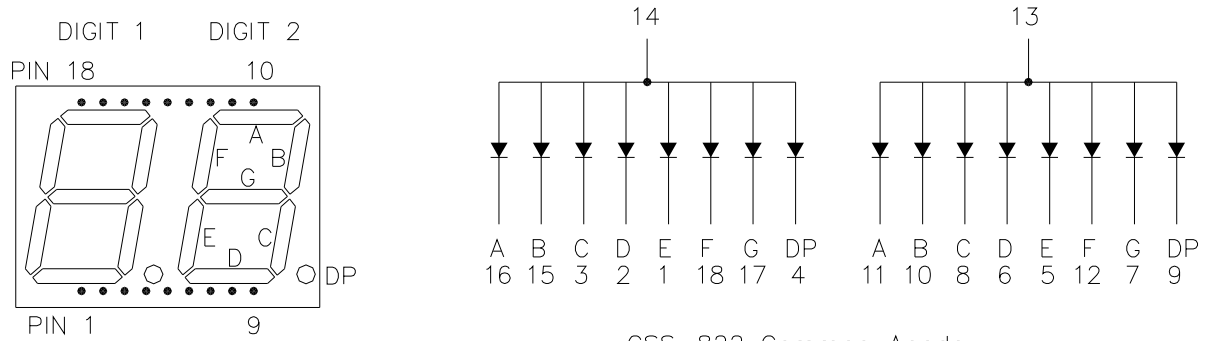
**Package Dimensions -**





Model No : CSD-822/823A9

Internal Circuit Diagrams -



CSS-822 Common Anode.  
(CSS-823 is Common Cathode.)

Absolute Maximum Rating -

(Ta=25°C)

Parameter	Symbol	Rating	Unit
Power Dissipation Per Dice	<b>Pd</b>	70	mW
Continuous Forward Current Per Dice	<b>IAF</b>	25	mA
Peak Current Per Dice(Duty cycle 1/10,1KHz)	<b>IPF</b>	90	mA
Derating Linear From 25°C Per Dice	-	0.33	mA/°C
Reverse Voltage Per Dice	<b>VR</b>	5	V
Operating Temp.	<b>Topr</b>	-35 ~ +85	°C
Storage Temp.	<b>Tstg</b>	-35 ~ +85	°C
Solder temperature 1/16 inch below seating plane for 3 seconds at 260°C			



Model No : CSD-822/823A9

■ Electro-optical Characteristics -

(Ta=25°C)

Parameter	Symbol	Min.	Typ.	Max.	Unit	Condition
Forward Voltage Per Segment	V <sub>F</sub>	-	2.0	2.8	V	I <sub>F</sub> =20mA
Luminous Intensity Per Segment	I <sub>v</sub>	-	25	-	mcd	I <sub>F</sub> =10mA
Peak Emission Wavelength	λ <sub>p</sub>	-	610	-	nm	I <sub>F</sub> =20mA
Dominant Wavelength	λ <sub>d</sub>	-	605	-	nm	I <sub>F</sub> =20mA
Spectrum Radiation Bandwidth	Δλ	-	20	-	nm	I <sub>F</sub> =20mA
Reverse Current	I <sub>R</sub>	-	-	100	μA	V <sub>R</sub> =5V
Luminous Intensity Matching Ratio	IV-m	-	-	2:1	-	I <sub>F</sub> =10mA



**Model No : CSD-822/823A9**

**Typical Electrical / Optical Charateristics Curves -**

**(Ta = 25°C Unless Otherwise Noted)**

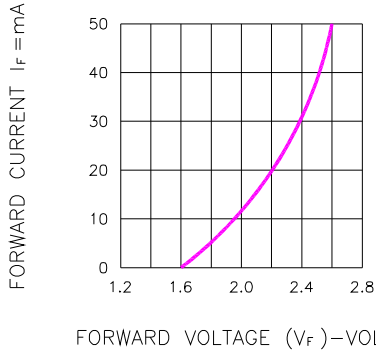


Fig.1 FORWARD CURRENT VS. FORWARD VOLTAGE

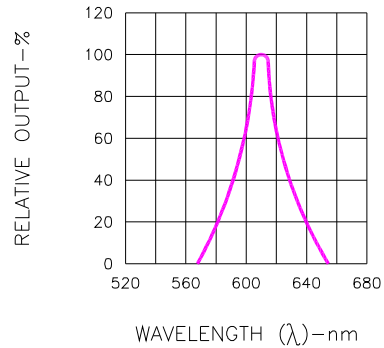


Fig.2 SPECTRAL RESPONSE

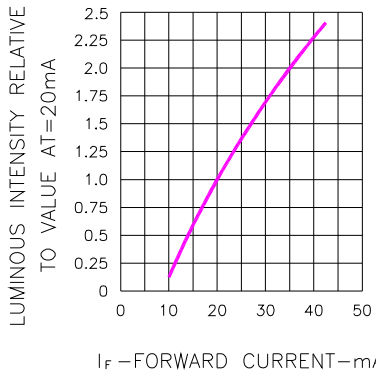


Fig.3 RELATIVE LUMINOUS INTENSITY VS. FORWARD CURRENT

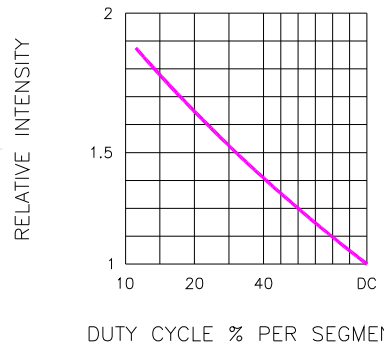


Fig.5 LUMINOUS INTENSITY VS. DUTY CYCLE

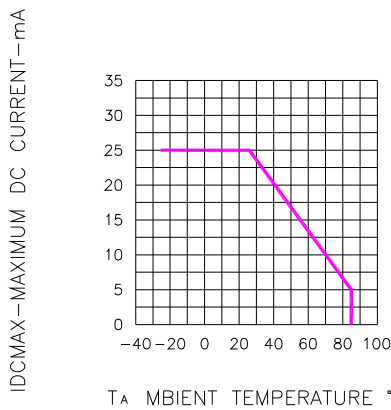


Fig.4 MAXIMUM ALLOWABLE DC CURRENT PER SEGMENT VS. A FUNCTION OF AMBIENT TEMPERATURE

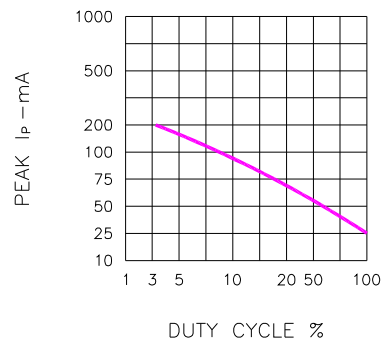


Fig.6 MAX PEAK CURRENT VS. DUTY CYCLE % (REFRESH RATE f=1 KHz)