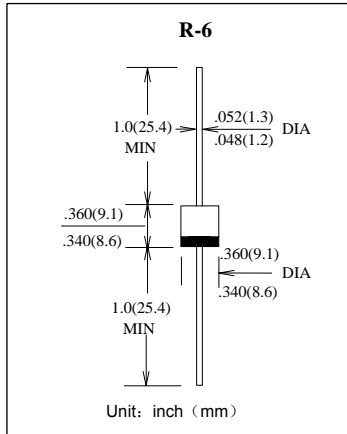


塑封高效率整流二极管  
反向电压 50 ---600V  
正向电流 6.0 A

Plastic High-Efficiency Rectifiers  
Reverse Voltage 50 to 600V  
Forward Current 6.0A



### 特征 Features

- 反向漏电流低 Low reverse leakage
- 正向浪涌承受能力较强 High forward surge capability
- 高温焊接保证 High temperature soldering guaranteed:  
260°C/10 秒, 0.375" (9.5mm) 引线长度。  
260°C/10 seconds, 0.375" (9.5mm) lead length,
- 引线可承受5 磅 (2.3kg) 拉力。 5 lbs. (2.3kg) tension
- 引线 and 管体皆符合RoHS标准。  
Lead and body according with RoHS standard

### 机械数据 Mechanical Data

- 端子: 镀锡轴向引线 Terminals: Plated axial leads
- 极性: 色环端为负极 Polarity: Color band denotes cathode end
- 安装位置: 任意 Mounting Position: Any

极限值和温度特性 TA = 25°C 除非另有规定。

Maximum Ratings & Thermal Characteristics Ratings at 25°C ambient temperature unless otherwise specified.

	符号 Symbols	SF61	SF62	SF63	SF64	SF65	SF66	SF68	单位 Unit
最大可重复峰值反向电压 Maximum repetitive peak reverse voltage	$V_{RRM}$	50	100	150	200	300	400	600	V
最大均方根电压 Maximum RMS voltage	$V_{RMS}$	35	70	105	140	210	280	420	V
最大直流阻断电压 Maximum DC blocking voltage	$V_{DC}$	50	100	150	200	300	400	600	V
最大正向平均整流电流 Maximum average forward rectified current	$I_{F(AV)}$	6.0							A
峰值正向浪涌电流 8.3ms 单一正弦半波 Peak forward surge current 8.3 ms single half sine-wave	$I_{FSM}$	150							A
典型热阻 Typical thermal resistance	$R_{\theta JA}$	15							°C/W
工作结温和存储温度 Operating junction and storage temperature range	$T_j, T_{STG}$	-55 --- +150							°C

电特性 TA = 25°C 除非另有规定。

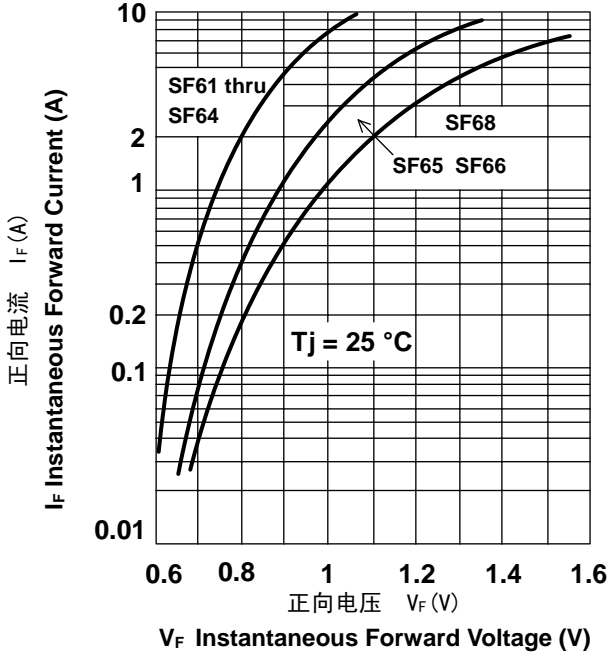
Electrical Characteristics Ratings at 25°C ambient temperature unless otherwise specified.

	符号 Symbols	SF61	SF62	SF63	SF64	SF65	SF66	SF68	单位 Unit
最大正向电压 Maximum forward voltage $I_F = 6.0A$	$V_F$	0.95			1.3		1.7		V
最大反向电流 Maximum reverse current $T_A = 25^\circ C$ $T_A = 100^\circ C$	$I_R$	10			150				$\mu A$
最大反向恢复时间 MAX. Reverse Recovery Time $I_F = 0.5A$ $I_R = 1.0A$ $I_{RR} = 0.25A$	$t_{rr}$	35							nS
典型结电容 Type junction capacitance $V_R = 4.0V, f = 1MHz$	$C_j$	95							pF

特性曲线 Characteristic Curves

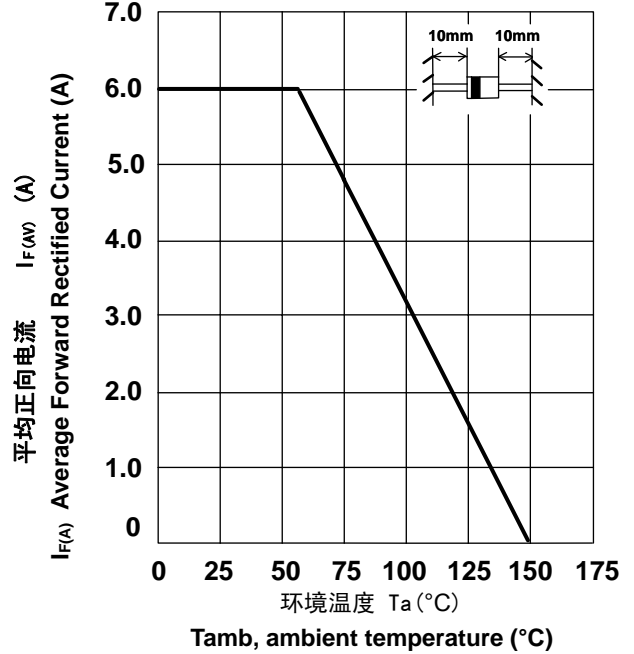
正向特性曲线 (典型值)

TYPICAL FORWARD CHARACTERISTIC



正向电流降额曲线

FORWARD CURRENT DERATING CURVE



浪涌特性曲线 (最大值)

MAXIMUM NON REPETITIVE PEAK FORWARD SURGE CURRENT

