

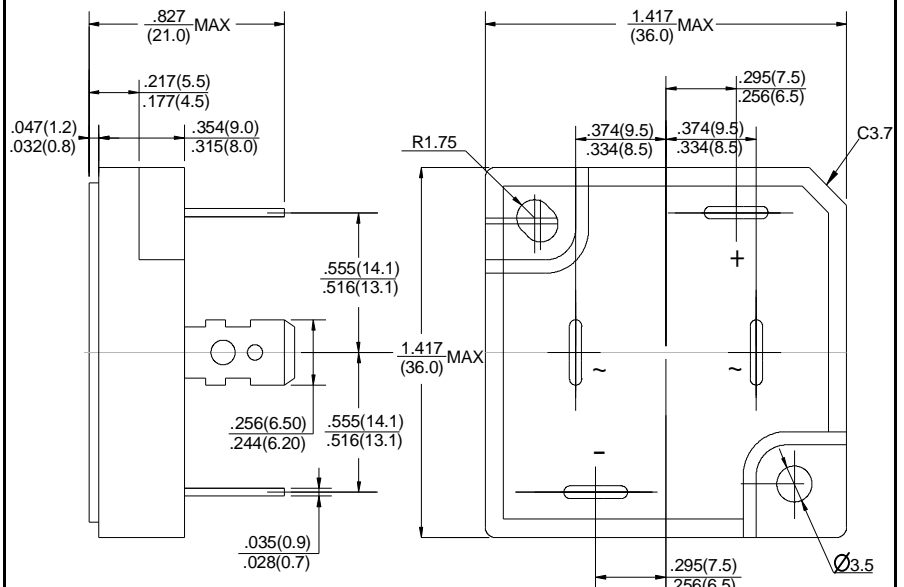
**GLASS PASSIVATED
BRIDGE RECTIFIERS**

REVERSE VOLTAGE - 800Volts
FORWARD CURRENT - 50Amperes

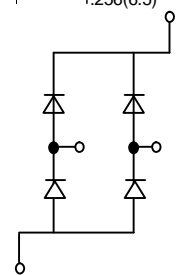
FEATURES

- Surge overload -500 amperes peak
- Low forward voltage drop
- Mounting position :Any
- Electrically isolated base-2000 Vlots
- Solderable 0.25" FASTON terminals
- Materials used carries U/L recognition

H50VB



Dimensions in inches and (millimeters)



MAXIMUM RATINGS AND ELECTRICAL CHARACTERISTICS

Rating at 25°C ambient temperature unless otherwise specified.

Resistive or inductive load 60Hz.

For capacitive load, derate current by 20%

CHARACTERISTICS	SYMBOL	H50VB80	UNIT
Maximum Recurrent Peak Reverse Voltage	VRRM	800	V
Maximum RMS Bridge Input Voltage	VRMS	560	V
Maximum Average Forward Rectified Output Current @ Tc=55°C	I(AV)	50	A
Peak Forward Surge Current 8.3ms Single Half Sine-Wave Super Imposed on Rated Load	IFSM	500	A
Maximum Forward Voltage Drop Per Element at 25.0 A Peak	VF	1.05	V
Maximum Reverse Current at Rated DC Blocking Voltage Per Element @ TA=25°C	IR	10	uA
Operating Temperature Range	TJ	-55 to +150	°C
Storage Temperature Range	TSTG	-55 to +150	°C

RATING AND CHARACTERISTIC CURVES

H50VB80 SERIES



FIG.1-MAXMUN FORWARD SURGE CURRENT

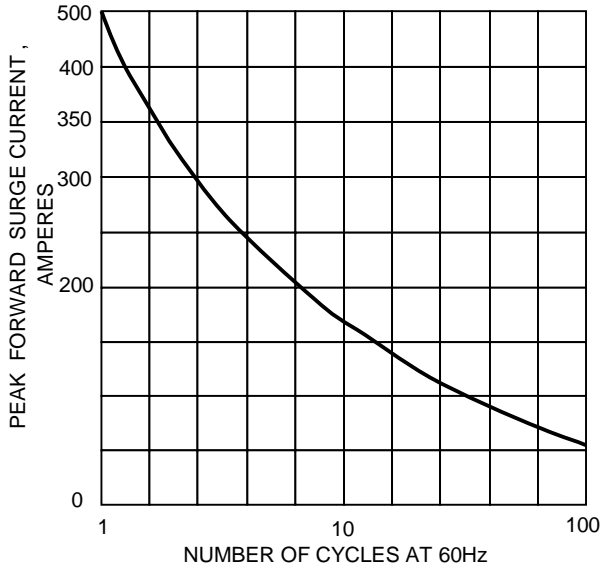


FIG.2- DERATING CURVE OUTPUT RECTIFIED CURRENT

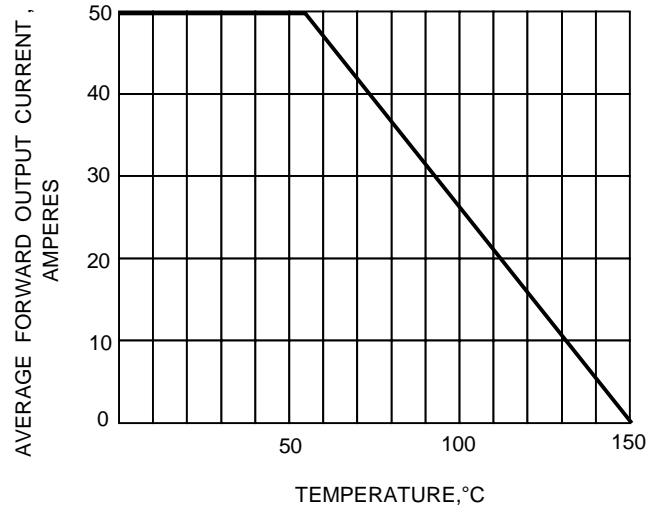


FIG.3-TYPICAL FORWARD CHARACTERISTICS

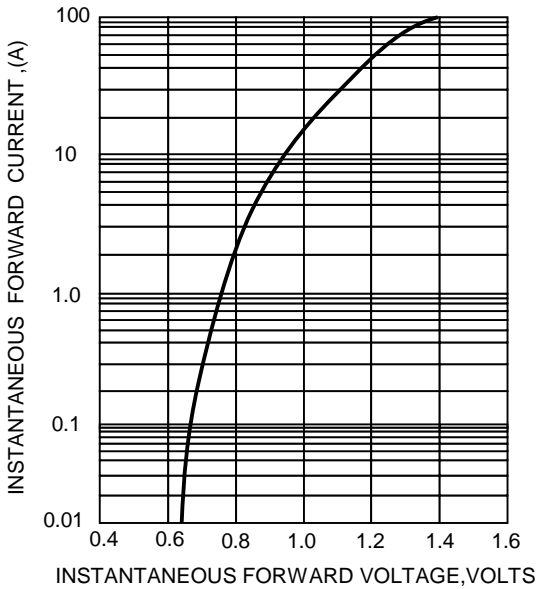


FIG.4-TYPICAL REVERSE CHARACTERISTICS

