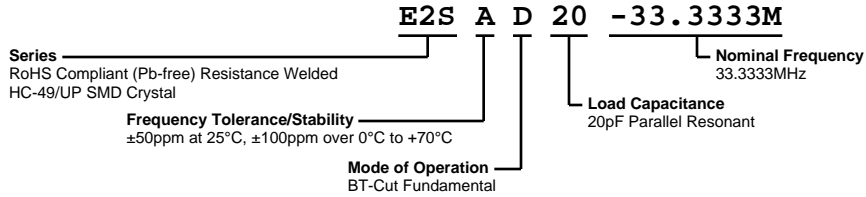


E2SAD20-33.3333M



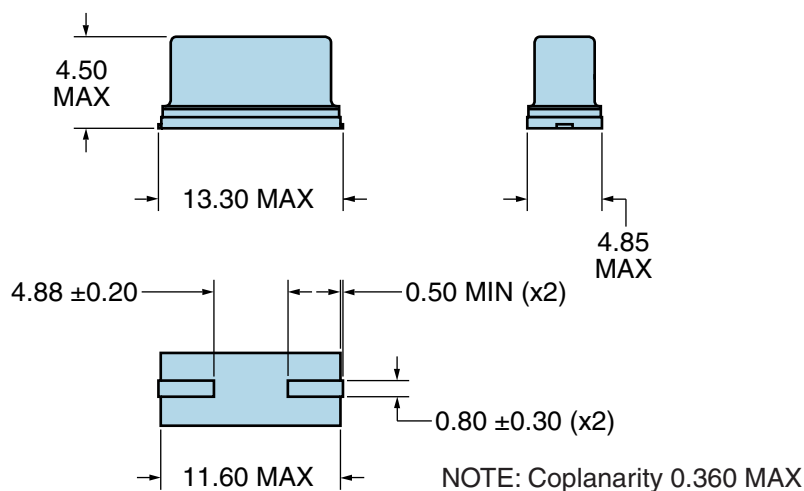
ELECTRICAL SPECIFICATIONS

| | |
|-------------------------------|---|
| Nominal Frequency | 33.3333MHz |
| Frequency Tolerance/Stability | ±50ppm at 25°C, ±100ppm over 0°C to +70°C |
| Aging at 25°C | ±5ppm/year Maximum |
| Load Capacitance | 20pF Parallel Resonant |
| Shunt Capacitance (C0) | 7pF Maximum |
| Equivalent Series Resistance | 40 Ohms Maximum |
| Mode of Operation | BT-Cut Fundamental |
| Drive Level | 1mWatt Maximum |
| Storage Temperature Range | -40°C to +125°C |
| Insulation Resistance | 500 Megaohms Minimum at 100Vdc |

ENVIRONMENTAL & MECHANICAL SPECIFICATIONS

| | |
|------------------------------|--------------------------------------|
| Fine Leak Test | MIL-STD-883, Method 1014 Condition A |
| Gross Leak Test | MIL-STD-883, Method 1014 Condition C |
| Lead Termination | Sn 2µm - 6µm |
| Mechanical Shock | MIL-STD-202, Method 213 Condition C |
| Resistance to Soldering Heat | MIL-STD-202, Method 210 |
| Resistance to Solvents | MIL-STD-202, Method 215 |
| Solderability | MIL-STD-883, Method 2003 |
| Temperature Cycling | MIL-STD-883, Method 1010 |
| Vibration | MIL-STD-883, Method 2007 Condition A |

MECHANICAL DIMENSIONS (all dimensions in millimeters)

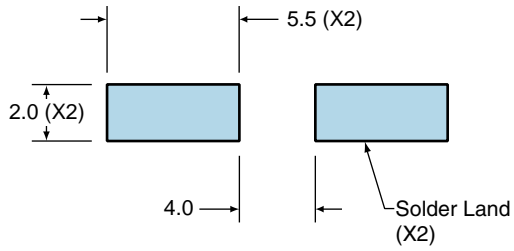


| LINE | MARKING |
|------|--|
| 1 | E33.3333M E=Ecliptek Designator M=MHz |

E2SAD20-33.3333M

Suggested Solder Pad Layout

All Dimensions in Millimeters



All Tolerances are ± 0.1

Recommended Solder Reflow Methods



High Temperature Infrared/Convection

| | |
|--|--------------------------------------|
| T_s MAX to T_L (Ramp-up Rate) | 3°C/second Maximum |
| Preheat | |
| - Temperature Minimum (T_s MIN) | 150°C |
| - Temperature Typical (T_s TYP) | 175°C |
| - Temperature Maximum (T_s MAX) | 200°C |
| - Time (t_s MIN) | 60 - 180 Seconds |
| Ramp-up Rate (T_L to T_p) | 3°C/second Maximum |
| Time Maintained Above: | |
| - Temperature (T_L) | 217°C |
| - Time (t_L) | 60 - 150 Seconds |
| Peak Temperature (T_p) | 260°C Maximum for 10 Seconds Maximum |
| Target Peak Temperature (T_p Target) | 250°C +0/-5°C |
| Time within 5°C of actual peak (t_p) | 20 - 40 seconds |
| Ramp-down Rate | 6°C/second Maximum |
| Time 25°C to Peak Temperature (t) | 8 minutes Maximum |
| Moisture Sensitivity Level | Level 1 |

Recommended Solder Reflow Methods



Low Temperature Infrared/Convection 245°C

| | |
|--|--|
| T_S MAX to T_L (Ramp-up Rate) | 5°C/second Maximum |
| Preheat | |
| - Temperature Minimum (T_S MIN) | N/A |
| - Temperature Typical (T_S TYP) | 150°C |
| - Temperature Maximum (T_S MAX) | N/A |
| - Time (t_s MIN) | 30 - 60 Seconds |
| Ramp-up Rate (T_L to T_P) | 5°C/second Maximum |
| Time Maintained Above: | |
| - Temperature (T_L) | 150°C |
| - Time (t_L) | 200 Seconds Maximum |
| Peak Temperature (T_P) | 245°C Maximum |
| Target Peak Temperature (T_P Target) | 245°C Maximum 2 Times / 230°C Maximum 1 Time |
| Time within 5°C of actual peak (t_p) | 10 seconds Maximum 2 Times / 80 seconds Maximum 1 Time |
| Ramp-down Rate | 5°C/second Maximum |
| Time 25°C to Peak Temperature (t) | N/A |
| Moisture Sensitivity Level | Level 1 |

Low Temperature Manual Soldering

185°C Maximum for 10 seconds Maximum, 2 times Maximum.

High Temperature Manual Soldering

260°C Maximum for 5 seconds Maximum, 2 times Maximum.