

PLEASE CHECK WWW.MOLEX.COM FOR LATEST PART INFORMATION

Part Number: [0879112411](#)
Status: **Active**
Overview: [cgrid_sl_products](#)
Description: 2.54mm (.100") Pitch C-Grid® Header, Right Angle, Through Hole, 24 Circuits, 0.38µm (15µ") Gold (Au) Selective Plating, Tube Packaging, Lead-free

Documents:

[3D Model](#) [RoHS Certificate of Compliance \(PDF\)](#)
[Drawing \(PDF\)](#)

Agency Certification

UL E29179

General

Product Family PCB Headers
 Series [87911](#)
 Application Board-to-Board, Wire-to-Board
 Overview [cgrid_sl_products](#)
 Product Name C-Grid®

Physical

Breakaway Yes
 Circuits (Loaded) 24
 Circuits (maximum) 24
 Color - Resin Black
 First Mate / Last Break No
 Flammability 94V-0
 Glow-Wire Compliant No
 Guide to Mating Part No
 Keying to Mating Part None
 Lock to Mating Part None
 Material - Metal Copper Alloy
 Material - Plating Mating Gold
 Material - Plating Termination Tin
 Material - Resin High Temperature Thermoplastic
 Number of Rows 2
 Orientation Right Angle
 PC Tail Length (in) 0.125 In
 PC Tail Length (mm) 3.18 mm
 PCB Locator No
 PCB Retention None
 PCB Thickness Recommended (in) 0.062 In
 PCB Thickness Recommended (mm) 1.60 mm
 Packaging Type Tube
 Pitch - Mating Interface (in) 0.100 In
 Pitch - Mating Interface (mm) 2.54 mm
 Pitch - Term. Interface (in) 0.100 In
 Pitch - Term. Interface (mm) 2.54 mm
 Plating min: Mating (µin) 15
 Plating min: Mating (µm) 0.38
 Polarized to Mating Part No
 Polarized to PCB No
 Shrouded No
 Stackable No
 Surface Mount Compatible (SMC) Yes
 Temperature Range - Operating -55°C to +105°C

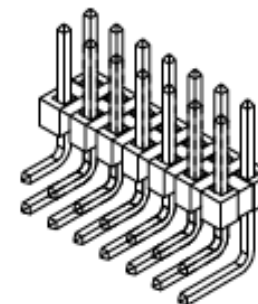


image - Reference only

Series

EU RoHS

ELV and RoHS Compliant
REACH SVHC
 Not Reviewed
Halogen-Free Status
Not Reviewed

China RoHS



Need more information on product environmental compliance?

Email productcompliance@molex.com
 For a multiple part number RoHS Certificate of Compliance, [click here](#)

Please visit the [Contact Us](#) section for any non-product compliance questions.

Search Parts in this Series

[87911Series](#)

Mates With

7859 Shunts. C-Grid® PCB Receptacles like 71850. [SL™](#) IDT Housing like 70450

Termination Interface: Style

Through Hole

Electrical

Current - Maximum per Contact

3A

Voltage - Maximum

250V

Material Info

Reference - Drawing Numbers

Sales Drawing

SD-87911-027

This document was generated on 05/25/2010

PLEASE CHECK WWW.MOLEX.COM FOR LATEST PART INFORMATION

10 9 8 7 6 5 4 3 2 1

F

E

D

C

B

A

F

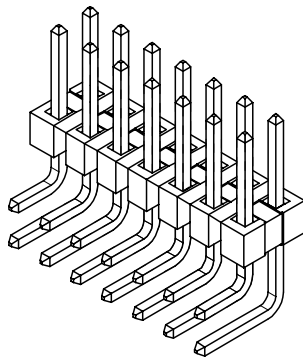
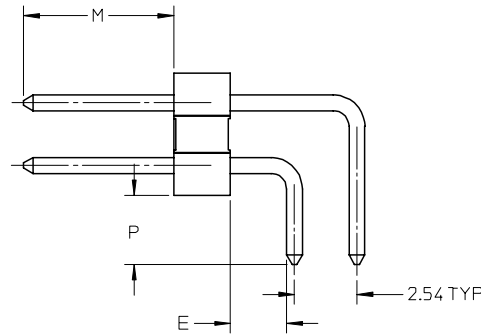
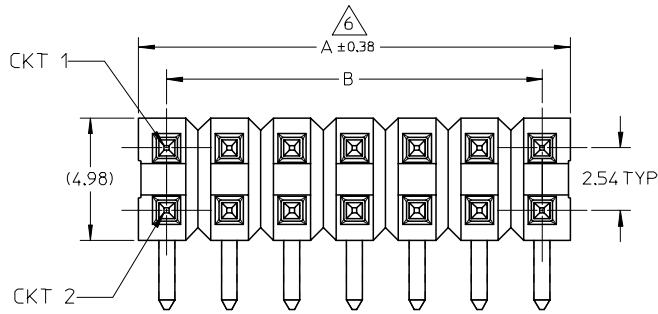
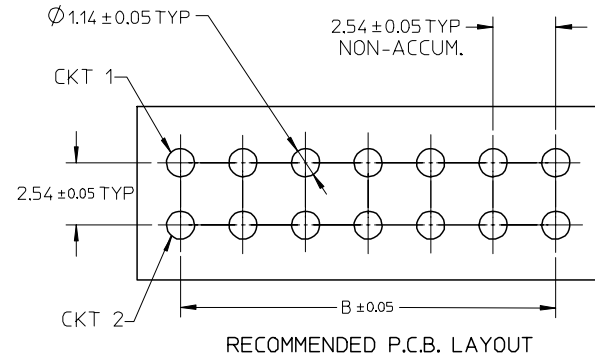
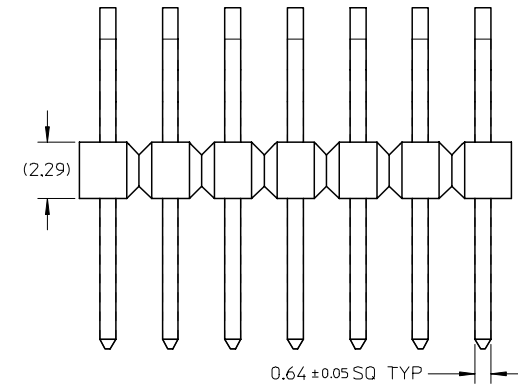
E

D

C

B

A



NOTE:

1. MATERIAL:
 - HOUSING: - LCP, GLASS FILLED, UL94V-0
 - COLOR: BLACK
 - TERMINAL: - COPPER ALLOY, 0.64MM SQ
2. PLATING TYPE:
 - 1) 15µin MIN. GOLD PLATE ON CONTACT AND 75µin MIN. TIN ON SOLDER TAIL OVER 50µin MIN. NICKEL OVERALL.
 - 2) 30µin MIN. GOLD PLATE ON CONTACT AND 75µin MIN. TIN ON SOLDER TAIL OVER 50µin MIN. NICKEL OVERALL.
 - 3) 100µin MIN. TIN OVERALL. 50µin MIN. NICKEL OVERALL.
3. THE ABOVE 14 CKT SHOWN IS FOR ILLUSTRATION ONLY..
4. PIN PUSHOUT FORCE: 1KG MIN. IN EITHER DIRECTION
5. PART TO BE PACKED IN TUBE.
6. IRREGULAR CIRCUIT CUTOFF WITHIN BREAKAWAY SECTION IS PERMISSIBLE. CUTTING OR CHIPPING OF THE MAIN BODY IS NOT ACCEPTABLE
7. RECOMMENDED PCB THICKNESS = 1.60 ± 0.10mm
8. PRODUCT SPECIFICATION: PS-87920-019
9. PACKAGING SPECIFICATION: PK-89990-519

9 8 7 6 5 4 3 2 1

| | | | | | | | | | | |
|---|-------------------------------|---------------------------------------|--|----------------------------|--|------------------------------|------------------------|--------------------------|--|--|
| REVISED EC NO: S2007-0544 DRWNS:SKLIM01 2006/12/13 CHKD:CWLM 2006/12/19 APPR:KWLEE 2006/12/27 | QUALITY SYMBOLS ▽=0 ▽=0 | GENERAL TOLERANCES (UNLESS SPECIFIED) | | DIMENSION STYLE MM ONLY | | SCALE NTS | DESIGN UNITS METRIC | THIRD ANGLE PROJECTION | | |
| | | | | DRAWN BY YLQ1A0 | | DATE 2005/01/17 | | TITLE CUSTOM HEADER | | |
| | | | | CHECKED BY PTL IM | | DATE 2005/01/25 | | RIGHT ANGLE THROUGH HOLE | | |
| | | | | APPROVED BY SCLOW | | DATE 2005/01/25 | | MOLEX INCORPORATED | | |
| DRAFT WHERE APPLICABLE MUST REMAIN WITHIN DIMENSIONS | | SEE TABLE | | MATERIAL NO. | | DOCUMENT NO. SD-87911-027 | | SHEET NO. 1 OF 4 | | |
| THIS DRAWING CONTAINS INFORMATION THAT IS PROPRIETARY TO MOLEX INCORPORATED AND SHOULD NOT BE USED WITHOUT WRITTEN PERMISSION | | | | | | | | | | |

| PART NO. | CKT SIZE | VOID POSITION | PLATING TYPE | DIMENSION | | | | |
|------------|----------|---------------|--------------|-----------|-------|------|------|------|
| | | | | A | B | M | P | E |
| 87911-0411 | 4 | ----- | 1 | 5.08 | 2.54 | 6.10 | 3.18 | 2.27 |
| 87911-0412 | 4 | ----- | 2 | 5.08 | 2.54 | 6.10 | 3.18 | 2.27 |
| 87911-0413 | 4 | ----- | 3 | 5.08 | 2.54 | 6.10 | 3.18 | 2.27 |
| 87911-0611 | 6 | ----- | 1 | 7.62 | 5.08 | 6.10 | 3.18 | 2.27 |
| 87911-0612 | 6 | ----- | 2 | 7.62 | 5.08 | 6.10 | 3.18 | 2.27 |
| 87911-0613 | 6 | ----- | 3 | 7.62 | 5.08 | 6.10 | 3.18 | 2.27 |
| 87911-0811 | 8 | ----- | 1 | 10.16 | 7.62 | 6.10 | 3.18 | 2.27 |
| 87911-0812 | 8 | ----- | 2 | 10.16 | 7.62 | 6.10 | 3.18 | 2.27 |
| 87911-0813 | 8 | ----- | 3 | 10.16 | 7.62 | 6.10 | 3.18 | 2.27 |
| 87911-0800 | 8 | ----- | 1 | 10.16 | 7.62 | 6.10 | 2.79 | 2.29 |
| 87911-1011 | 10 | ----- | 1 | 12.70 | 10.16 | 6.10 | 3.18 | 2.27 |
| 87911-1012 | 10 | ----- | 2 | 12.70 | 10.16 | 6.10 | 3.18 | 2.27 |
| 87911-1013 | 10 | ----- | 3 | 12.70 | 10.16 | 6.10 | 3.18 | 2.27 |
| 87911-1211 | 12 | ----- | 1 | 15.24 | 12.70 | 6.10 | 3.18 | 2.27 |
| 87911-1212 | 12 | ----- | 2 | 15.24 | 12.70 | 6.10 | 3.18 | 2.27 |
| 87911-1213 | 12 | ----- | 3 | 15.24 | 12.70 | 6.10 | 3.18 | 2.27 |
| 87911-1411 | 14 | ----- | 1 | 17.78 | 15.24 | 6.10 | 3.18 | 2.27 |
| 87911-1412 | 14 | ----- | 2 | 17.78 | 15.24 | 6.10 | 3.18 | 2.27 |
| 87911-1413 | 14 | ----- | 3 | 17.78 | 15.24 | 6.10 | 3.18 | 2.27 |
| 87911-1611 | 16 | ----- | 1 | 20.32 | 17.78 | 6.10 | 3.18 | 2.27 |
| 87911-1612 | 16 | ----- | 2 | 20.32 | 17.78 | 6.10 | 3.18 | 2.27 |
| 87911-1613 | 16 | ----- | 3 | 20.32 | 17.78 | 6.10 | 3.18 | 2.27 |

| PART NO. | CKT SIZE | VOID POSITION | PLATING TYPE | DIMENSION | | | | |
|------------|----------|---------------|--------------|-----------|-------|------|------|------|
| | | | | A | B | M | P | E |
| 87911-1811 | 18 | ----- | 1 | 22.86 | 20.32 | 6.10 | 3.18 | 2.27 |
| 87911-1812 | 18 | ----- | 2 | 22.86 | 20.32 | 6.10 | 3.18 | 2.27 |
| 87911-1813 | 18 | ----- | 3 | 22.86 | 20.32 | 6.10 | 3.18 | 2.27 |
| 87911-2011 | 20 | ----- | 1 | 25.40 | 22.86 | 6.10 | 3.18 | 2.27 |
| 87911-2012 | 20 | ----- | 2 | 25.40 | 22.86 | 6.10 | 3.18 | 2.27 |
| 87911-2013 | 20 | ----- | 3 | 25.40 | 22.86 | 6.10 | 3.18 | 2.27 |
| 87911-2211 | 22 | ----- | 1 | 27.94 | 25.40 | 6.10 | 3.18 | 2.27 |
| 87911-2212 | 22 | ----- | 2 | 27.94 | 25.40 | 6.10 | 3.18 | 2.27 |
| 87911-2213 | 22 | ----- | 3 | 27.94 | 25.40 | 6.10 | 3.18 | 2.27 |
| 87911-2411 | 24 | ----- | 1 | 30.48 | 27.94 | 6.10 | 3.18 | 2.27 |
| 87911-2412 | 24 | ----- | 2 | 30.48 | 27.94 | 6.10 | 3.18 | 2.27 |
| 87911-2413 | 24 | ----- | 3 | 30.48 | 27.94 | 6.10 | 3.18 | 2.27 |
| 87911-2611 | 26 | ----- | 1 | 33.02 | 30.48 | 6.10 | 3.18 | 2.27 |
| 87911-2612 | 26 | ----- | 2 | 33.02 | 30.48 | 6.10 | 3.18 | 2.27 |
| 87911-2613 | 26 | ----- | 3 | 33.02 | 30.48 | 6.10 | 3.18 | 2.27 |
| 87911-2811 | 28 | ----- | 1 | 35.56 | 33.02 | 6.10 | 3.18 | 2.27 |
| 87911-2812 | 28 | ----- | 2 | 35.56 | 33.02 | 6.10 | 3.18 | 2.27 |
| 87911-2813 | 28 | ----- | 3 | 35.56 | 33.02 | 6.10 | 3.18 | 2.27 |
| 87911-3011 | 30 | ----- | 1 | 38.10 | 35.56 | 6.10 | 3.18 | 2.27 |
| 87911-3012 | 30 | ----- | 2 | 38.10 | 35.56 | 6.10 | 3.18 | 2.27 |
| 87911-3013 | 30 | ----- | 3 | 38.10 | 35.56 | 6.10 | 3.18 | 2.27 |

| | | | | | | | | | |
|---|------------------------------------|---|--------------|--|---------------------|---|-------------------------------|---------------------|--|
| REVISED EC NO: S2007-0544 DRWNS:KLI M01 2006/12/19 CHKD:CWJAM 2006/12/19 APPR:KWLEE 2006/12/27 | QUALITY SYMBOLS =0 =0 | GENERAL TOLERANCES (UNLESS SPECIFIED) | | DIMENSION STYLE MM ONLY | SCALE NTS | DESIGN UNITS METRIC | THIRD ANGLE PROJECTION | | |
| | | 4 PLACES ± --- ± --- 3 PLACES ± --- ± --- 2 PLACES ± 0.2 ± --- 1 PLACE ± --- ± --- | mm INCH | DRAWN BY YLQ1A0 | DATE 2005/01/17 | TITLE CUSTOM HEADER C-GRID DUAL ROW HEADER RIGHT ANGLE THROUGH HOLE | | | |
| | | ANGULAR ± 3 ° | | CHECKED BY PTL IM | DATE 2005/01/25 | MOLEX INCORPORATED | | | |
| | | DRAFT WHERE APPLICABLE MUST REMAIN WITHIN DIMENSIONS | | APPROVED BY SCLOW | DATE 2005/01/25 | MATERIAL NO. SEE TABLE | DOCUMENT NO. SD-87911-027 | SHEET NO. 2 OF 4 | |

| PART NO. | CKT SIZE | VOID POSITION | PLATING TYPE | DIMENSION | | | | |
|------------|----------|---------------|--------------|-----------|-------|------|------|------|
| | | | | A | B | M | P | E |
| 87911-3211 | 32 | ----- | 1 | 40.64 | 38.10 | 6.10 | 3.18 | 2.27 |
| 87911-3212 | 32 | ----- | 2 | 40.64 | 38.10 | 6.10 | 3.18 | 2.27 |
| 87911-3213 | 32 | ----- | 3 | 40.64 | 38.10 | 6.10 | 3.18 | 2.27 |
| 87911-3411 | 34 | ----- | 1 | 43.18 | 40.64 | 6.10 | 3.18 | 2.27 |
| 87911-3412 | 34 | ----- | 2 | 43.18 | 40.64 | 6.10 | 3.18 | 2.27 |
| 87911-3413 | 34 | ----- | 3 | 43.18 | 40.64 | 6.10 | 3.18 | 2.27 |
| 87911-3611 | 36 | ----- | 1 | 45.72 | 43.18 | 6.10 | 3.18 | 2.27 |
| 87911-3612 | 36 | ----- | 2 | 45.72 | 43.18 | 6.10 | 3.18 | 2.27 |
| 87911-3613 | 36 | ----- | 3 | 45.72 | 43.18 | 6.10 | 3.18 | 2.27 |
| 87911-3811 | 38 | ----- | 1 | 48.26 | 45.72 | 6.10 | 3.18 | 2.27 |
| 87911-3812 | 38 | ----- | 2 | 48.26 | 45.72 | 6.10 | 3.18 | 2.27 |
| 87911-3813 | 38 | ----- | 3 | 48.26 | 45.72 | 6.10 | 3.18 | 2.27 |
| 87911-4011 | 40 | ----- | 1 | 50.80 | 48.26 | 6.10 | 3.18 | 2.27 |
| 87911-4012 | 40 | ----- | 2 | 50.80 | 48.26 | 6.10 | 3.18 | 2.27 |
| 87911-4013 | 40 | ----- | 3 | 50.80 | 48.26 | 6.10 | 3.18 | 2.27 |
| 87911-4211 | 42 | ----- | 1 | 53.34 | 50.80 | 6.10 | 3.18 | 2.27 |
| 87911-4212 | 42 | ----- | 2 | 53.34 | 50.80 | 6.10 | 3.18 | 2.27 |
| 87911-4213 | 42 | ----- | 3 | 53.34 | 50.80 | 6.10 | 3.18 | 2.27 |
| 87911-4411 | 44 | ----- | 1 | 55.88 | 53.34 | 6.10 | 3.18 | 2.27 |
| 87911-4412 | 44 | ----- | 2 | 55.88 | 53.34 | 6.10 | 3.18 | 2.27 |
| 87911-4413 | 44 | ----- | 3 | 55.88 | 53.34 | 6.10 | 3.18 | 2.27 |

| PART NO. | CKT SIZE | VOID POSITION | PLATING TYPE | DIMENSION | | | | |
|------------|----------|---------------|--------------|-----------|-------|------|------|------|
| | | | | A | B | M | P | E |
| 87911-4611 | 46 | ----- | 1 | 58.42 | 55.88 | 6.10 | 3.18 | 2.27 |
| 87911-4612 | 46 | ----- | 2 | 58.42 | 55.88 | 6.10 | 3.18 | 2.27 |
| 87911-4613 | 46 | ----- | 3 | 58.42 | 55.88 | 6.10 | 3.18 | 2.27 |
| 87911-4811 | 48 | ----- | 1 | 60.96 | 58.42 | 6.10 | 3.18 | 2.27 |
| 87911-4812 | 48 | ----- | 2 | 60.96 | 58.42 | 6.10 | 3.18 | 2.27 |
| 87911-4813 | 48 | ----- | 3 | 60.96 | 58.42 | 6.10 | 3.18 | 2.27 |
| 87911-5011 | 50 | ----- | 1 | 63.50 | 60.96 | 6.10 | 3.18 | 2.27 |
| 87911-5012 | 50 | ----- | 2 | 63.50 | 60.96 | 6.10 | 3.18 | 2.27 |
| 87911-5013 | 50 | ----- | 3 | 63.50 | 60.96 | 6.10 | 3.18 | 2.27 |
| 87911-5211 | 52 | ----- | 1 | 66.04 | 63.50 | 6.10 | 3.18 | 2.27 |
| 87911-5212 | 52 | ----- | 2 | 66.04 | 63.50 | 6.10 | 3.18 | 2.27 |
| 87911-5213 | 52 | ----- | 3 | 66.04 | 63.50 | 6.10 | 3.18 | 2.27 |
| 87911-5411 | 54 | ----- | 1 | 68.58 | 66.04 | 6.10 | 3.18 | 2.27 |
| 87911-5412 | 54 | ----- | 2 | 68.58 | 66.04 | 6.10 | 3.18 | 2.27 |
| 87911-5413 | 54 | ----- | 3 | 68.58 | 66.04 | 6.10 | 3.18 | 2.27 |
| 87911-5611 | 56 | ----- | 1 | 71.12 | 68.58 | 6.10 | 3.18 | 2.27 |
| 87911-5612 | 56 | ----- | 2 | 71.12 | 68.58 | 6.10 | 3.18 | 2.27 |
| 87911-5613 | 56 | ----- | 3 | 71.12 | 68.58 | 6.10 | 3.18 | 2.27 |
| 87911-5811 | 58 | ----- | 1 | 73.66 | 71.12 | 6.10 | 3.18 | 2.27 |
| 87911-5812 | 58 | ----- | 2 | 73.66 | 71.12 | 6.10 | 3.18 | 2.27 |
| 87911-5813 | 58 | ----- | 3 | 73.66 | 71.12 | 6.10 | 3.18 | 2.27 |

| | | |
|---------|--------------------------|-------------------------------|
| REVISED | EC NO: S2007-0544 | QUALITY SYMBOLS ▽=0 ◻=0 |
| | DRWNS:KLI M01 2006/12/19 | |
| | CHKD:CWLM 2006/12/19 | |
| | APPR:KWLEE 2006/12/27 | |
| REV | DESCRIPTION | |

| | |
|--|-------------|
| GENERAL TOLERANCES (UNLESS SPECIFIED) | |
| 4 PLACES | ± --- ± --- |
| 3 PLACES | ± --- ± --- |
| 2 PLACES | ± 0.2 ± --- |
| 1 PLACE | ± --- ± --- |
| ANGULAR ± 3 ° | |
| DRAFT WHERE APPLICABLE MUST REMAIN WITHIN DIMENSIONS | |

| | |
|----------------------------|------------|
| DIMENSION STYLE MM ONLY | |
| DRAWN BY | DATE |
| YHQIAO | 2005/01/17 |
| CHECKED BY | DATE |
| PTL IM | 2005/01/25 |
| APPROVED BY | DATE |
| SCLOW | 2005/01/25 |
| MATERIAL NO. | |
| SEE TABLE | |
| SIZE | A3 |

| | | |
|---|--------------|------------------------|
| SCALE | DESIGN UNITS | THIRD ANGLE PROJECTION |
| NTS | METRIC | |
| TITLE | | |
| CUSTOM HEADER C-GRID DUAL ROW HEADER RIGHT ANGLE THROUGH HOLE | | |
| MOLEX INCORPORATED | | |
| DOCUMENT NO. | SHEET NO. | |
| SD-87911-027 | 3 OF 4 | |
| THIS DRAWING CONTAINS INFORMATION THAT IS PROPRIETARY TO MOLEX INCORPORATED AND SHOULD NOT BE USED WITHOUT WRITTEN PERMISSION | | |

| PART NO. | CKT SIZE | VOID POSITION | PLATING TYPE | DIMENSION | | | | |
|------------|----------|---------------|--------------|-----------|-------|------|------|------|
| | | | | A | B | M | P | E |
| 87911-6011 | 60 | ----- | 1 | 76.20 | 73.66 | 6.10 | 3.18 | 2.27 |
| 87911-6012 | 60 | ----- | 2 | 76.20 | 73.66 | 6.10 | 3.18 | 2.27 |
| 87911-6013 | 60 | ----- | 3 | 76.20 | 73.66 | 6.10 | 3.18 | 2.27 |
| 87911-6211 | 62 | ----- | 1 | 78.74 | 76.20 | 6.10 | 3.18 | 2.27 |
| 87911-6212 | 62 | ----- | 2 | 78.74 | 76.20 | 6.10 | 3.18 | 2.27 |
| 87911-6213 | 62 | ----- | 3 | 78.74 | 76.20 | 6.10 | 3.18 | 2.27 |
| 87911-6411 | 64 | ----- | 1 | 81.28 | 78.74 | 6.10 | 3.18 | 2.27 |
| 87911-6412 | 64 | ----- | 2 | 81.28 | 78.74 | 6.10 | 3.18 | 2.27 |
| 87911-6413 | 64 | ----- | 3 | 81.28 | 78.74 | 6.10 | 3.18 | 2.27 |
| 87911-6611 | 66 | ----- | 1 | 83.82 | 81.28 | 6.10 | 3.18 | 2.27 |
| 87911-6612 | 66 | ----- | 2 | 83.82 | 81.28 | 6.10 | 3.18 | 2.27 |
| 87911-6613 | 66 | ----- | 3 | 83.82 | 81.28 | 6.10 | 3.18 | 2.27 |
| 87911-6811 | 68 | ----- | 1 | 86.36 | 83.82 | 6.10 | 3.18 | 2.27 |
| 87911-6812 | 68 | ----- | 2 | 86.36 | 83.82 | 6.10 | 3.18 | 2.27 |
| 87911-6813 | 68 | ----- | 3 | 86.36 | 83.82 | 6.10 | 3.18 | 2.27 |
| 87911-7011 | 70 | ----- | 1 | 88.90 | 86.36 | 6.10 | 3.18 | 2.27 |
| 87911-7012 | 70 | ----- | 2 | 88.90 | 86.36 | 6.10 | 3.18 | 2.27 |
| 87911-7013 | 70 | ----- | 3 | 88.90 | 86.36 | 6.10 | 3.18 | 2.27 |
| 87911-7211 | 72 | ----- | 1 | 91.44 | 88.90 | 6.10 | 3.18 | 2.27 |
| 87911-7212 | 72 | ----- | 2 | 91.44 | 88.90 | 6.10 | 3.18 | 2.27 |
| 87911-7213 | 72 | ----- | 3 | 91.44 | 88.90 | 6.10 | 3.18 | 2.27 |

| PART NO. | CKT SIZE | VOID POSITION | PLATING TYPE | DIMENSION | | | | |
|------------|----------|---------------|--------------|-----------|-------|------|------|------|
| | | | | A | B | M | P | E |
| 87911-7411 | 74 | ----- | 1 | 93.98 | 91.44 | 6.10 | 3.18 | 2.27 |
| 87911-7412 | 74 | ----- | 2 | 93.98 | 91.44 | 6.10 | 3.18 | 2.27 |
| 87911-7413 | 74 | ----- | 3 | 93.98 | 91.44 | 6.10 | 3.18 | 2.27 |
| 87911-7611 | 76 | ----- | 1 | 96.52 | 93.98 | 6.10 | 3.18 | 2.27 |
| 87911-7612 | 76 | ----- | 2 | 96.52 | 93.98 | 6.10 | 3.18 | 2.27 |
| 87911-7613 | 76 | ----- | 3 | 96.52 | 93.98 | 6.10 | 3.18 | 2.27 |
| 87911-7811 | 78 | ----- | 1 | 99.06 | 96.52 | 6.10 | 3.18 | 2.27 |
| 87911-7812 | 78 | ----- | 2 | 99.06 | 96.52 | 6.10 | 3.18 | 2.27 |
| 87911-7813 | 78 | ----- | 3 | 99.06 | 96.52 | 6.10 | 3.18 | 2.27 |
| 87911-8011 | 80 | ----- | 1 | 101.60 | 99.06 | 6.10 | 3.18 | 2.27 |
| 87911-8012 | 80 | ----- | 2 | 101.60 | 99.06 | 6.10 | 3.18 | 2.27 |
| 87911-8013 | 80 | ----- | 3 | 101.60 | 99.06 | 6.10 | 3.18 | 2.27 |

F
E
D
C
B
A

F
E
D
C
B
A

| | | | | | | | | | | |
|---|-------------------------------|---------------------------------------|--|---|--|---|------------------------|---|--|--|
| REVISED EC NO: S2007-0544 DRWNS:KLI M01 2006/12/19 CHKD:CWAM 2006/12/19 APPR:KWLEE 2006/12/27 | QUALITY SYMBOLS ▽=0 ▽=0 | GENERAL TOLERANCES (UNLESS SPECIFIED) | | DIMENSION STYLE MM ONLY | | SCALE NTS | DESIGN UNITS METRIC | THIRD ANGLE PROJECTION | | |
| | | | | | | | | CUSTOM HEADER C-GRID DUAL ROW HEADER RIGHT ANGLE THROUGH HOLE | | |
| | | | | | | | | | | |
| | | | | | | | | MOLEX INCORPORATED | | |
| | | | | DRAFT WHERE APPLICABLE MUST REMAIN WITHIN DIMENSIONS | | SEE TABLE | | SD-87911-027 | | |
| | | | | | | THIS DRAWING CONTAINS INFORMATION THAT IS PROPRIETARY TO MOLEX INCORPORATED AND SHOULD NOT BE USED WITHOUT WRITTEN PERMISSION | | SHEET NO. 4 OF 4 | | |