

SWITCHMODE™ Power Rectifiers

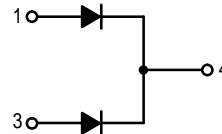
DKAK Surface Mount Package

... in switching power supplies, inverters and as free wheeling diodes, these state-of-the-art devices have the following features:

- Extremely Fast Switching
- Extremely Low Forward Drop
- Platinum Barrier with Avalanche Guardrings
- Guaranteed Reverse Avalanche

Mechanical Characteristics:

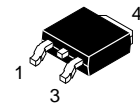
- Case: Epoxy, Molded
- Weight: 0.4 gram (approximately)
- Finish: All External Surfaces Corrosion Resistant and Terminal Leads are Readily Solderable
- Lead and Mounting Surface Temperature for Soldering Purposes: 260°C Max. for 10 Seconds
- Shipped 75 units per plastic tube
- Available in 16 mm Tape and Reel, 2500 units per reel, by adding a "T4" suffix to the part number
- Marking: B620T, B630T, B640T, B650T, B660T



MBRD620CT
MBRD630CT
MBRD640CT
MBRD650CT
MBRD660CT

MBRD620CT, MBRD640CT and
MBRD660CT are
Motorola Preferred Devices

**SCHOTTKY BARRIER
RECTIFIERS
6 AMPERES
20 TO 60 VOLTS**



**CASE 369A-13
PLASTIC**

MAXIMUM RATINGS

Rating	Symbol	MBRD					Unit
		620CT	630CT	640CT	650CT	660CT	
Peak Repetitive Reverse Voltage Working Peak Reverse Voltage DC Blocking Voltage	V_{RRM} V_{RWVM} V_R	20	30	40	50	60	Volts
Average Rectified Forward Current $T_C = 130^\circ\text{C}$ (Rated V_R)	Per Diode $I_{F(AV)}$ Per Device	3 6					Amps
Peak Repetitive Forward Current, $T_C = 130^\circ\text{C}$ (Rated V_R , Square Wave, 20 kHz) Per Diode	I_{FRM}	6					Amps
Nonrepetitive Peak Surge Current (Surge applied at rated load conditions halfwave, single phase, 60 Hz)	I_{FSM}	75					Amps
Peak Repetitive Reverse Surge Current (2 μs , 1 kHz)	I_{RRM}	1					Amp
Operating Junction Temperature	T_J	-65 to +150					$^\circ\text{C}$
Storage Temperature	T_{stg}	-65 to +175					$^\circ\text{C}$
Voltage Rate of Change (Rated V_R)	dv/dt	10000					$\text{V}/\mu\text{s}$

THERMAL CHARACTERISTICS PER DIODE

Maximum Thermal Resistance, Junction to Case	$R_{\theta JC}$	6	$^\circ\text{C}/\text{W}$
Maximum Thermal Resistance, Junction to Ambient (1)	$R_{\theta JA}$	80	$^\circ\text{C}/\text{W}$

(1) Rating applies when surface mounted on the minimum pad size recommended.

SWITCHMODE is a trademark of Motorola, Inc.

Preferred devices are Motorola recommended choices for future use and best overall value.

MBRD620CT MBRD630CT MBRD640CT MBRD650CT MBRD660CT

ELECTRICAL CHARACTERISTICS PER DIODE

Maximum Instantaneous Forward Voltage (2) $i_F = 3$ Amps, $T_C = 25^\circ\text{C}$ $i_F = 3$ Amps, $T_C = 125^\circ\text{C}$ $i_F = 6$ Amps, $T_C = 25^\circ\text{C}$ $i_F = 6$ Amps, $T_C = 125^\circ\text{C}$	V_F	0.7 0.65 0.9 0.85	Volts
Maximum Instantaneous Reverse Current (2) (Rated dc Voltage, $T_C = 25^\circ\text{C}$) (Rated dc Voltage, $T_C = 125^\circ\text{C}$)	i_R	0.1 15	mA

(2) Pulse Test: Pulse Width = 300 μs , Duty Cycle $\leq 2.0\%$.

TYPICAL CHARACTERISTICS

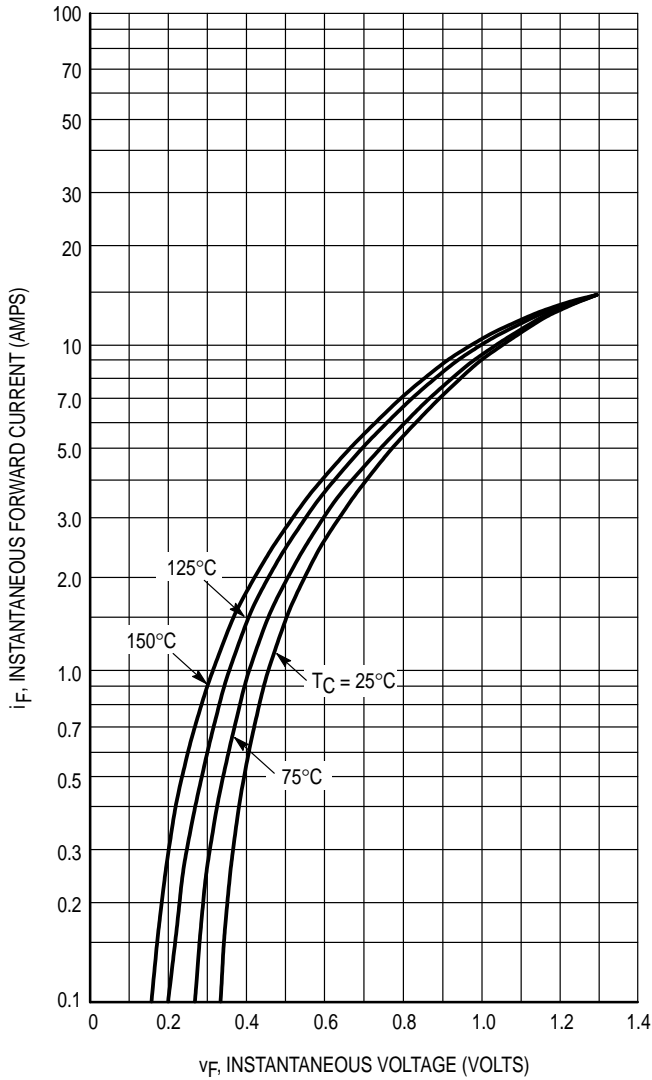
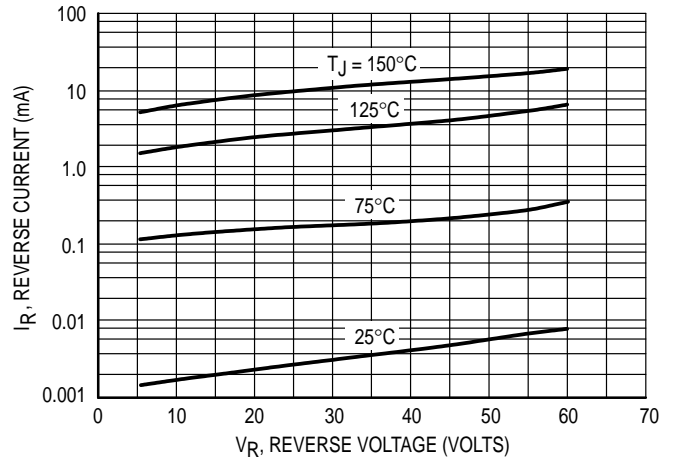


Figure 1. Typical Forward Voltage, Per Leg



*The curves shown are typical for the highest voltage device in the voltage grouping. Typical reverse current for lower voltage selections can be estimated from these curves if V_R is sufficient below rated V_R .

Figure 2. Typical Reverse Current, * Per Leg

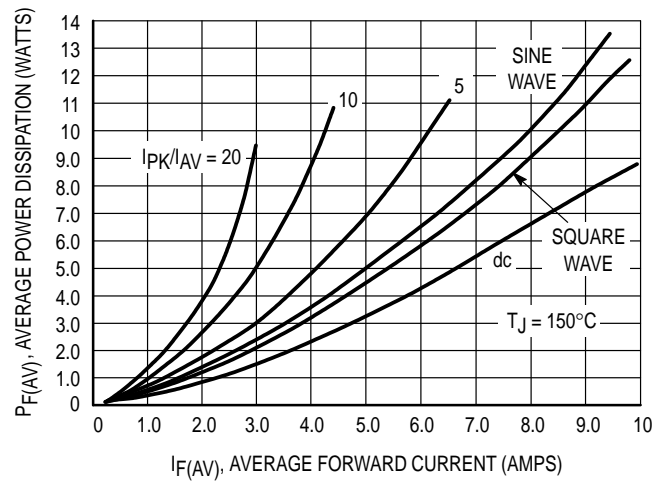


Figure 3. Average Power Dissipation, Per Leg

MBRD620CT MBRD630CT MBRD640CT MBRD650CT MBRD660CT

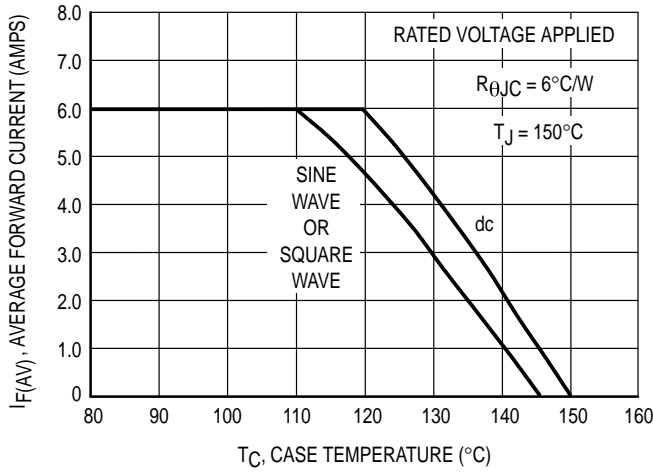


Figure 4. Current Derating, Case, Per Leg

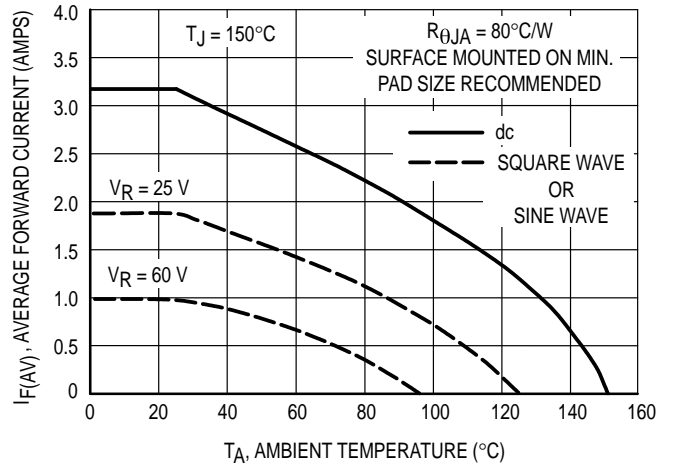


Figure 5. Current Derating, Ambient, Per Leg

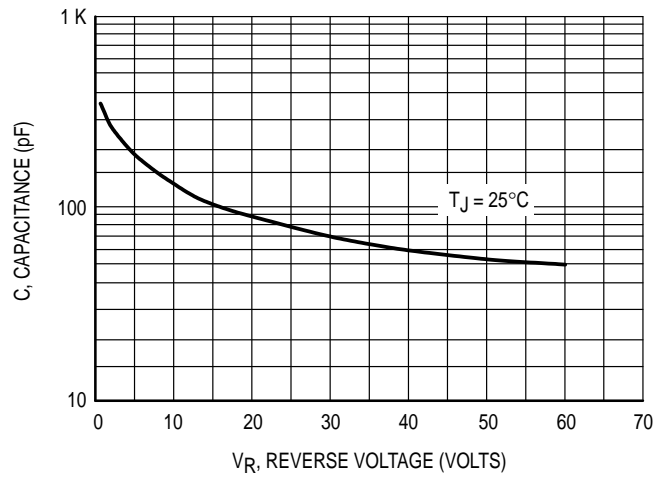
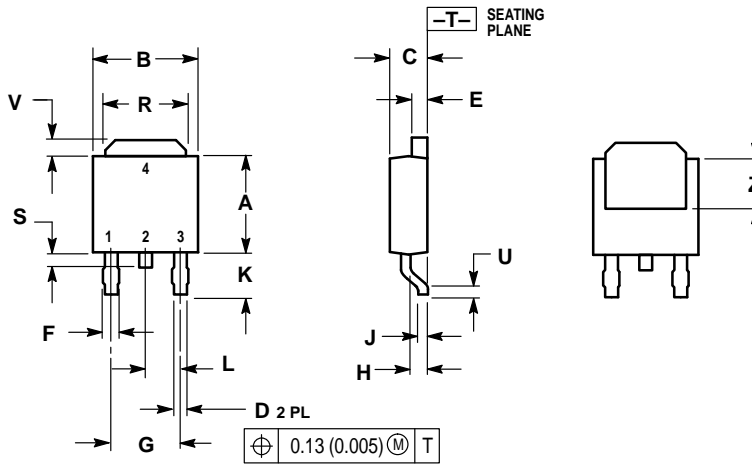


Figure 6. Typical Capacitance, Per Leg

MBRD620CT MBRD630CT MBRD640CT MBRD650CT MBRD660CT

PACKAGE DIMENSIONS



- NOTES:
 1. DIMENSIONING AND TOLERANCING PER ANSI Y14.5M, 1982.
 2. CONTROLLING DIMENSION: INCH.

DIM	INCHES		MILLIMETERS	
	MIN	MAX	MIN	MAX
A	0.235	0.250	5.97	6.35
B	0.250	0.265	6.35	6.73
C	0.086	0.094	2.19	2.38
D	0.027	0.035	0.69	0.88
E	0.033	0.040	0.84	1.01
F	0.037	0.047	0.94	1.19
G	0.180 BSC		4.58 BSC	
H	0.034	0.040	0.87	1.01
J	0.018	0.023	0.46	0.58
K	0.102	0.114	2.60	2.89
L	0.090 BSC		2.29 BSC	
R	0.175	0.215	4.45	5.46
S	0.020	0.050	0.51	1.27
U	0.020	—	0.51	—
V	0.030	0.050	0.77	1.27
Z	0.138	—	3.51	—

**CASE 369A-13
 ISSUE Y**

Motorola reserves the right to make changes without further notice to any products herein. Motorola makes no warranty, representation or guarantee regarding the suitability of its products for any particular purpose, nor does Motorola assume any liability arising out of the application or use of any product or circuit, and specifically disclaims any and all liability, including without limitation consequential or incidental damages. "Typical" parameters which may be provided in Motorola data sheets and/or specifications can and do vary in different applications and actual performance may vary over time. All operating parameters, including "Typicals" must be validated for each customer application by customer's technical experts. Motorola does not convey any license under its patent rights nor the rights of others. Motorola products are not designed, intended, or authorized for use as components in systems intended for surgical implant into the body, or other applications intended to support or sustain life, or for any other application in which the failure of the Motorola product could create a situation where personal injury or death may occur. Should Buyer purchase or use Motorola products for any such unintended or unauthorized application, Buyer shall indemnify and hold Motorola and its officers, employees, subsidiaries, affiliates, and distributors harmless against all claims, costs, damages, and expenses, and reasonable attorney fees arising out of, directly or indirectly, any claim of personal injury or death associated with such unintended or unauthorized use, even if such claim alleges that Motorola was negligent regarding the design or manufacture of the part. Motorola and are registered trademarks of Motorola, Inc. Motorola, Inc. is an Equal Opportunity/Affirmative Action Employer.

Mfax is a trademark of Motorola, Inc.

How to reach us:

USA/EUROPE/Locations Not Listed: Motorola Literature Distribution;
 P.O. Box 5405, Denver, Colorado 80217. 303-675-2140 or 1-800-441-2447

JAPAN: Nippon Motorola Ltd.; Tatsumi-SPD-JLDC, 6F Seibu-Butsuryu-Center,
 3-14-2 Tatsumi Koto-Ku, Tokyo 135, Japan. 81-3-3521-8315

Mfax™: RMFAX0@email.sps.mot.com – TOUCHTONE 602-244-6609
INTERNET: http://Design-NET.com

ASIA/PACIFIC: Motorola Semiconductors H.K. Ltd.; 8B Tai Ping Industrial Park,
 51 Ting Kok Road, Tai Po, N.T., Hong Kong. 852-26629298



◇ CODELINE TO BE PLACED HERE

MBRD620CT/D

[Register](#) | [Site Index](#) | [Contact Us](#) | [Home](#) | [China Site](#)

- [Press Room](#)
- [Sales & Distribution](#)
- [About Us](#)
- [Quality](#)
- [Trade Shows](#)
- [Investor Relations](#)
- [Employment](#)
- [Products](#)
 - [Product Catalog](#)
 - [New Products](#)
 - [ON/Cherry](#)
- [Products](#)
 - [Documentation](#)
 - [Selector Guide](#)
 - [On-line Ordering](#)
- [Models](#)
- [Reliability Data](#)
- [PCN](#)
- [Samples Search](#)
- [Order Status](#)
- [Tech Support](#)

Associated Documents

Item	Short Desc	Size
Data Sheet	SWITCHMODE Power Rectifier DPAK	101

Device [MBRD660CT](#)

Rectifier 6A 60V Schottky

DPAK Surface Mount Package ...in switching power supply wheeling diodes, these state-of-the-art devices have the fo

Features:

- Extremely Fast Switching
- Extremely Low Forward Drop
- Platinum Barrier with Avalanche Guardrings
- Guaranteed Reverse Avalanche Mechanical Character
- Case: Epoxy, Molded
- Weight: 0.4 gram (approximately)
- Finish: All External Surfaces Corrosion Resistant and Solderable
- Lead and Mounting Surface Temperature for Solderin 10 Seconds
- Shipped 75 units per plastic tube
- Available in 16 mm Tape and Reel, 2500 units per reel part number
- Marking: B620T, B630T, B640T, B650T, B660T

Orderable Parts

Action	Orderable Part	Short Desc.	Package Desc.	Pin Count	Co
N/A	MBRD660CT	Rectifier	DPAK	3	36

		6A 60V Schottky				
N/A	MBRD660CT1	Tape and Reel	DPAK	3	36	
N/A	MBRD660CTRL	Tape and Reel	DPAK	3	36	
Order Samples	MBRD660CTT4	Tape and Reel	DPAK	3	36	

[Register](#) | [Site Index](#) | [Contact Us](#) | [Home](#) | [China Site](#)

[Products](#) | [Press Room](#) | [Sales](#) | [About](#) | [Investor](#) | [Employment](#)

© Semiconductor Components Industries, L.L.C., 1999, 2000. All rights reserved. [Terms of use.](#)