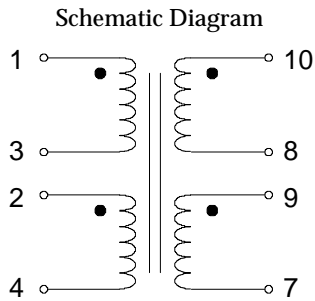
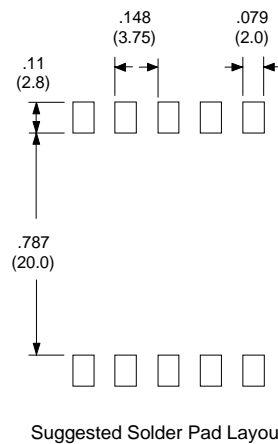
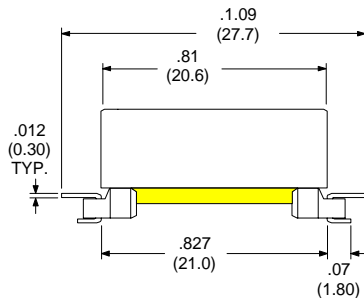
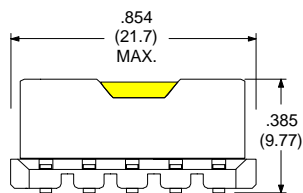
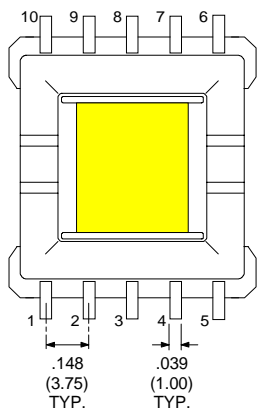


RADSL Transformer

Reinforced Insulation Per EN 41003/EN 60950



Physical Dimensions inches (mm)



Parameter	Min.	Max.	Units
Turns Ratio (1-3) : (10-7) with 8 & 9 shorted	1 : 2.76	1 : 3.05	
Turns Ratio (2-4) : (10-7) with 8 & 9 shorted	1 : 0.97	1 : 1.03	
Primary Inductance Pins 1-3, All others windings open	50	60	μ H
Leakage Inductance ⁽¹⁾		.85	μ H
Leakage Inductance ⁽²⁾		5	μ H
Interwinding Capacitance ⁽³⁾		30	pF
Interwinding Capacitance ⁽⁴⁾		35	pF
Resistance pins (1-3)		0.5	ohms
Resistance pins (2-4)		2.0	ohms
Resistance pins (7-10) with 8-9 shorted		2.0	ohms
Isolation (Hi-Pot)	3000		V_{RMS}
DC Bias		2	mA
Insertion Loss 35 kHz to 1.0 MHz		0.5	dB
Longitudinal Balance 35 KHz to 650 KHz		-60	dB
Signal Voltage (secondary)		20	Vp-p
THD, Total Harmonic Distortion 15 Vp-p @ 100 KHz at (7-10) with 8,9 shorted		-80	dB

1. Tested at 100 KHz & 100 mV (1-3) with 2,4 open 7,8,9,10 shorted
2. Tested at 100 KHz & 100 mV (2-4) with 1,3 open 7,8,9,10 shorted
3. Tested at 100 KHz & 100 mV (1-3) to (7-10) with 8,9 shorted
4. Tested at 100 KHz & 100 mV (2-4) to (7-10) with 8,9 shorted

RHOMBUS P/N: T-1014G

CUST P/N:

NAME: GLOBESPAN

DATE: 01/02/98

SHEET: 1 of 1