



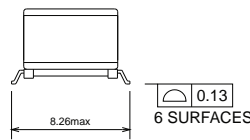
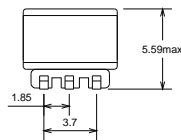
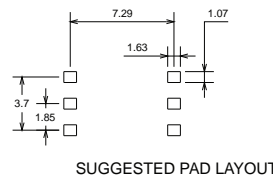
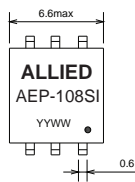
- EP5 Design
- EN60950 Basic Insulation Compliant 250 Vrms
- SMD design providing compact foot print
- Industrial Operating Temp: -40°C to +85°C

Electrical Specifications @25°C

Part Number	Turns Ratio @10KHz, 1V		Inductance Ls@500KHz, .1V	Leakage Inductance Ls@500KHz,1.V	DCR			Hi-Pot VDC (1mA/1s)
	(2-5):(1-6)	(3-4):(1-6)			1-6	2-5	3-4	
AEP-108SI	1.70:1 ±2%	1.70:1 ±2%	2.4uH ± 10%	1.0uH max	50mΩ	426mΩ	468mΩ	500

All specifications subject to change without notice.

MECHANICAL



Units:mm

Unless otherwise specified all tolerances are: ±0.25 in mm

SCHEMATICS

