

14118 Stowe Drive, Suite B | Poway, CA 92064  
 TEL: (858) 621-2700 | FAX: (858) 486-1927  
 URL: [www.zcomm.com](http://www.zcomm.com)  
 EMAIL: [applications@zcomm.com](mailto:applications@zcomm.com)

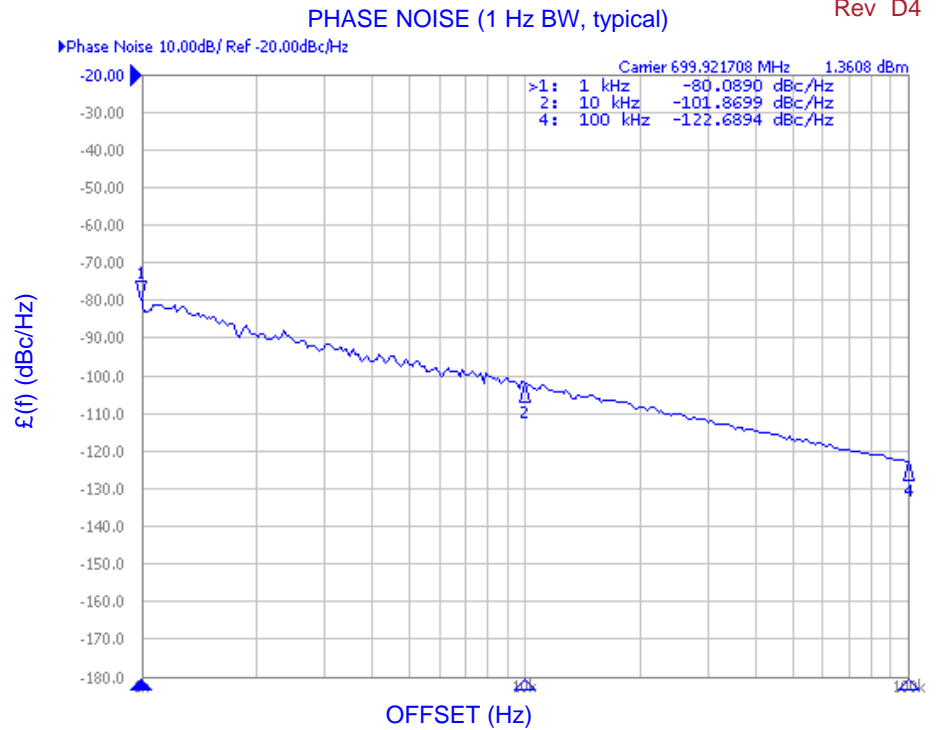
### Voltage-Controlled Oscillator Surface Mount Module

#### Applications

- Digital Cellular
- Data Links
- WLANs

#### Application Notes

- AN-101: Mounting and Grounding
- AN-102: Output Loading
- AN-107: Manual Soldering



#### Performance Specifications

	Min	Typ	Max	Units
Oscillation Frequency Range	690		710	MHz
Phase Noise @ 10 kHz offset (1 Hz BW)		-101		dBc/Hz
Harmonic Suppression (2nd)		-5		dBc
Tuning Voltage	1		4	Vdc
Tuning Sensitivity (avg.)		22		MHz/V
Power Output	4	6	8	dBm
Load Impedance		50		$\Omega$
Input Capacitance			125	pF
Pushing			2	MHz/V
Pulling (14 dB Return Loss, Any Phase)			6	MHz
Operating Temperature Range	-40		85	$^{\circ}\text{C}$
Package Style	MINI-14S-L			

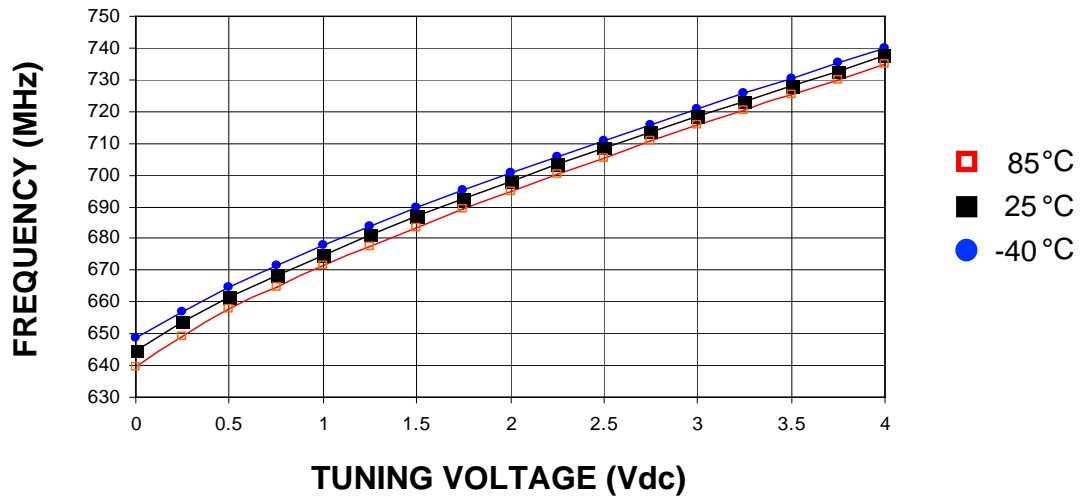
#### Power Supply Requirements

	Min	Typ	Max	Units
Supply Voltage (Vcc, nom.)		5		Vdc
Supply Current (Icc)		15	18	mA

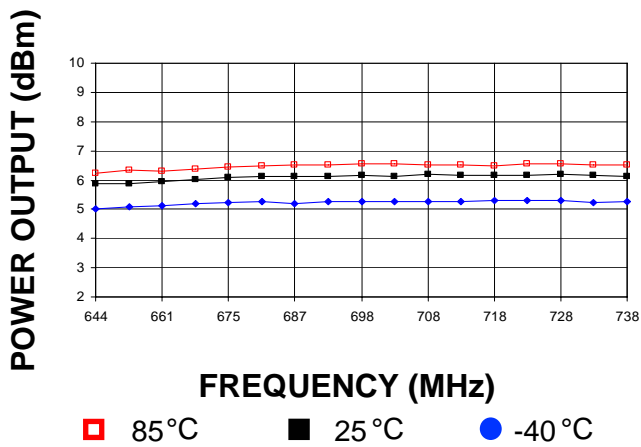
#### Additional Notes

LFSuffix = RoHS Compliant. All specifications are subject to change without notice.

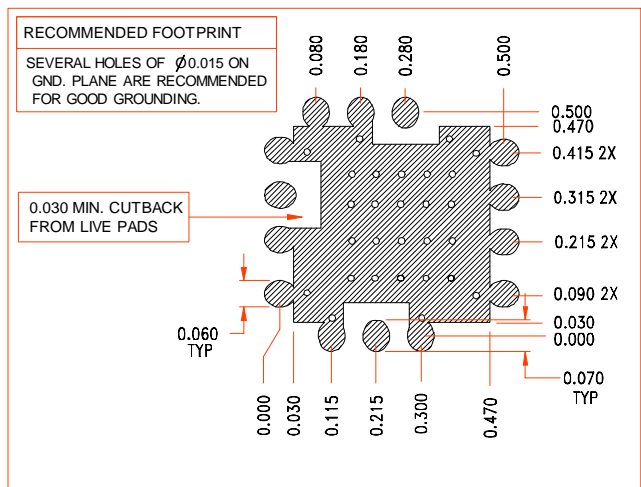
Tuning Curve, typ.



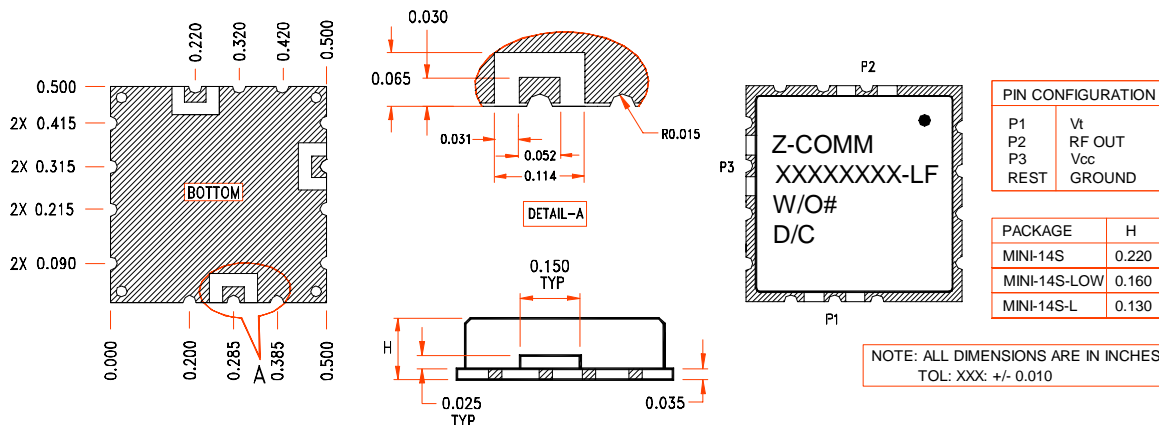
Power Curve, typ.



Footprint



Physical Dimensions



LFSuffix = RoHS Compliant. All specifications are subject to change without notice.