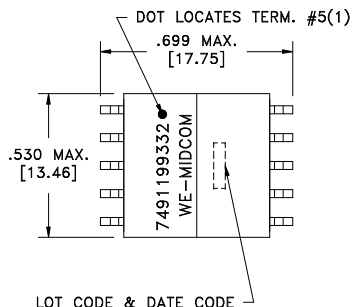
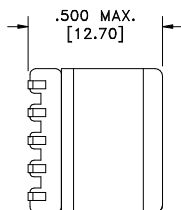
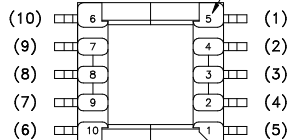


CUSTOMER TERMINAL	RoHS	LEAD(Pb)-FREE
Sn96%, Ag4%	Yes	Yes

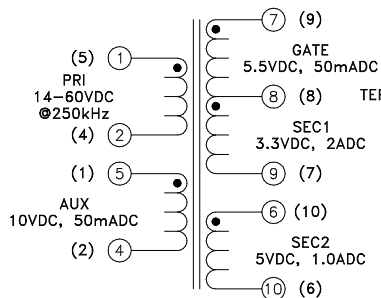
more than you expect



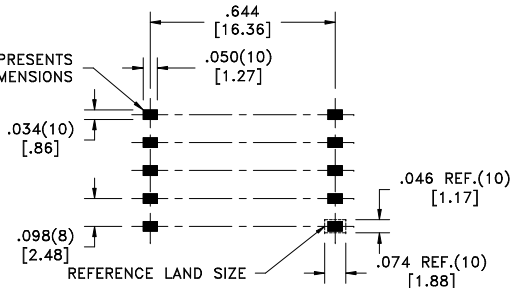
TERM. NO.'s FOR REF. ONLY  
CUSTOMER TERM. NO.'s IN ( )



LOT CODE & DATE CODE



AREA REPRESENTS  
TERMINAL PAD DIMENSIONS



REFERENCE LAND SIZE  
CUSTOMER TO DETERMINE LAND LAYOUT

ELECTRICAL SPECIFICATIONS @ 25°C unless otherwise noted:

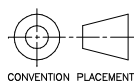
PARAMETER	TEST CONDITIONS	VALUE
D.C. RESISTANCE	1-2 @20°C	0.062 ohms max.
D.C. RESISTANCE	5-4 @20°C	0.225 ohms max.
D.C. RESISTANCE	7-8 @20°C	0.138 ohms max.
D.C. RESISTANCE	8-9 @20°C	0.012 ohms max.
D.C. RESISTANCE	6-10 @20°C	0.018 ohms max.
INDUCTANCE	1-2 250kHz, 200mVAC, Ls	35.0uH ±10%
INDUCTANCE	1-2 250kHz, 200mVAC, 2.7ADC, Ls	30uH min.
LEAKAGE INDUCTANCE	1-2 tie(4+5, 7+9, 6+10) 250kHz, 200mVAC, Ls	0.95uH max.
DIELECTRIC	1-7 tie(6+9), 2000VAC, 1 second	-
DIELECTRIC	5-7 tie(6+9), 2000VAC, 1 second	-
URNS RATIO	(1-2):(5-4)	2:1, ±3%
URNS RATIO	(1-2):(7-9)	3.6:1, ±3%
URNS RATIO	(1-2):(8-9)	6:1, ±3%
URNS RATIO	(1-2):(6-10)	3.6:1, ±3%

GENERAL SPECIFICATIONS:

OPERATING TEMPERATURE RANGE: -40°C to +125°C.

AMBIENT TEMPERATURE RANGE: -40°C to +85°C.

REV.	DATE	Packaging Specifications
		Method: Tape & Reel PKG-0499 www.midcom-inc.com
6A	2/08	SEE REVISION SHEET FOR REVISION LEVEL



CONVENTION PLACEMENT

Tolerances unless otherwise specified:  
Angles: ±1°      Decimals: ±.005 [.13]  
Fractions: ±1/64      Footprint: ±.005 [.13]

This drawing is dual dimensioned. Dimensions in brackets are in millimeters.

DRAWING TITLE

**TRANSFORMER**

eiSos p/n: 7491199332

PART NO.

**7491199332**



SPECIFICATION SHEET 1 OF 1