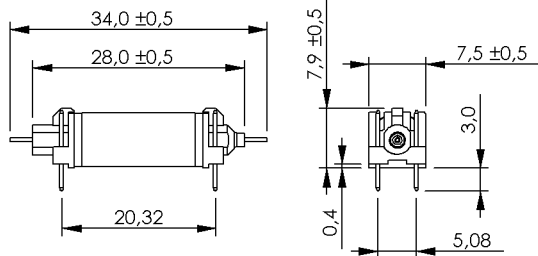
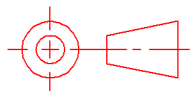


**DIMENSIONS (mm)**

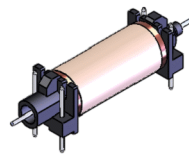
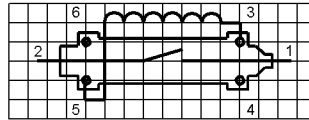


Pins: Ø 0.5 mm  
 L = 3.0±0.3 mm  
 Material: Cu-alloy tinned

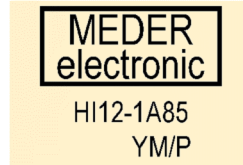


dimensions (mm)  
 tolerances according to DIN ISO 2768 m

**LAYOUT**  
 pitch 2.54 mm/Top view



**MARKING**



MEDER-Label  
 Type  
 Production code,  
 EN60062/Factory code

Coil Data at 20 °C	Conditions	Min	Typ	Max	Unit
Coil resistance		810	900	990	Ohm
Coil voltage			12		VDC
Rated power			160		mW
Coil current			13		mA
Thermal resistance	max. Relay temperature = operating temperature + self heating		100		K/W
Inductance			240		mH
Pull-In voltage				8,4	VDC
Drop-Out voltage		1,8			VDC

Contact Data 85	Conditions	Min	Typ	Max	Unit
Contact rating	Any DC combination of V & A not to exceed their individual max.'s			100	W
Switching voltage	DC or Peak AC			1.000	V
Switching current	DC or Peak AC			1	A
Carry current	DC or Peak AC 100% Duty Cycle			2	A
Contact resistance static	Measured with 40% overdrive			150	mOhm
Insulation resistance	RH <45 %, 100 V test voltage	10			TOhm
Breakdown voltage		3.000			VDC
Operate time incl. bounce	measured with 40% overdrive			1,1	ms
Release time	measured with no coil excitation			0,1	ms
Capacitance	@ 10 kHz across open switch		0,2		pF

Special Product Data	Conditions	Min	Typ	Max	Unit
Number of contacts			1		
Contact - form			A - NO		
Dielectric Strength Coil/Contact	according to IEC 255-5	5			kV DC
Insulation resistance Coil/Contact	RH <45%, 200 VDC test voltage	100			TOhm
Capacity Coil/Contact	@ 10 kHz		0,6		pF
Case colour			black		
Housing material			PPE + PS		
Sealing compound			Silicon		
Connection pins			CuSn6,tinned		
Magnetic Shield			no		
Reach / RoHS conformity			yes		

Modifications in the sense of technical progress are reserved

Designed at: 26.11.09 Designed by: OMUJELLER  
 Last Change at: 13.07.10 Last Change by: WKOVACS

Approval at: 09.12.09 Approval by: KOLBRICH  
 Approval at: 15.07.10 Approval by: KOLBRICH

Version: 07



*Products for tomorrow...*

Europe: +49 / 7731 8399 0 | Email: info@meder.com  
USA: +1 / 508 295 0771 | Email: salesusa@meder.com  
Asia: +852 / 2955 1682 | Email: salesasia@meder.com

Item No.:  
**3912185000**  
Item:  
**HI12-1A85**

Environmental data	Conditions	Min	Typ	Max	Unit
Shock	1/2 sine wave duration 11ms			50	g
Vibration	from 10 - 2000 Hz			20	g
Operating temperature		-20		70	°C
Storage temperature		-20		70	°C
Soldering temperature	wave soldering max. 5 sec.			260	°C
Washability		fully sealed			

General data	Conditions	Min	Typ	Max	Unit
Total weight			3,3		g
Packaging		Styrofoam tray, ESD neutral 100 pcs./each			

Modifications in the sense of technical progress are reserved

Designed at: 26.11.09 Designed by: OMUELLER  
Last Change at: 13.07.10 Last Change by: WKOVACS

Approval at: 09.12.09 Approval by: KOLBRICH  
Approval at: 15.07.10 Approval by: KOLBRICH

Version: 07