

14118 Stowe Drive, Suite B | Poway, CA 92064  
 TEL: (858) 621-2700 | FAX: (858) 486-1927  
 URL: [www.zcomm.com](http://www.zcomm.com)  
 EMAIL: [applications@zcomm.com](mailto:applications@zcomm.com)

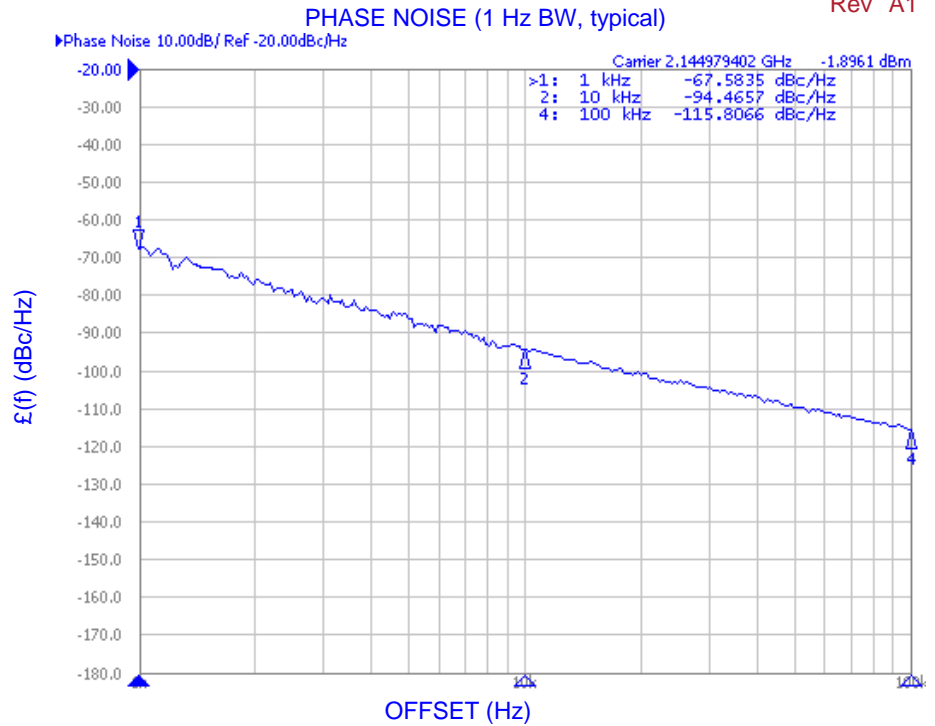
**Voltage-Controlled Oscillator  
 Surface Mount Module**

**Applications**

- Digital Radios
- Earthstations
- 

**Application Notes**

- AN-101: Mounting and Grounding
- AN-102: Output Loading
- AN-107: Manual Soldering



**Performance Specifications**

	Min	Typ	Max	Units
Oscillation Frequency Range	1820		2480	MHz
Phase Noise @ 10 kHz offset (1 Hz BW)		-95		dBc/Hz
Harmonic Suppression (2nd)		-6		dBc
Tuning Voltage	0.5		9.5	Vdc
Tuning Sensitivity (avg.)		103		MHz/V
Power Output	4.5	8	11.5	dBm
Load Impedance		50		$\Omega$
Input Capacitance			50	pF
Pushing			3	MHz/V
Pulling (14 dB Return Loss, Any Phase)			19	MHz
Operating Temperature Range	-40		85	$^{\circ}\text{C}$
Package Style		MINI-14H		

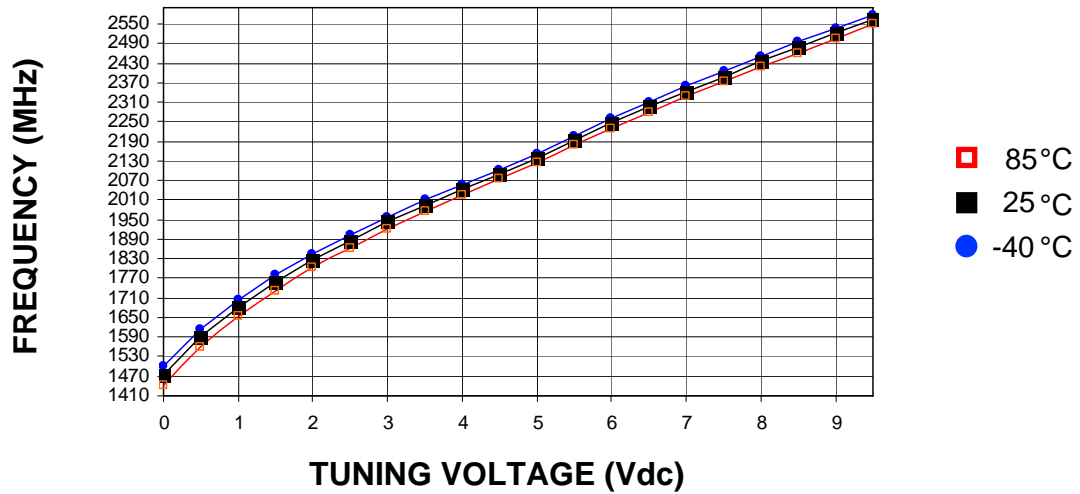
**Power Supply Requirements**

	Min	Typ	Max	Units
Supply Voltage (Vcc, nom.)		10		Vdc
Supply Current (Icc)		16	19	mA

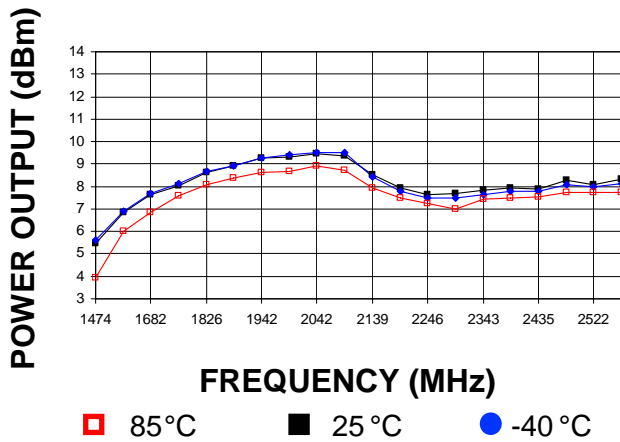
**Additional Notes**

LFSuffix = RoHS Compliant. All specifications are subject to change without notice.

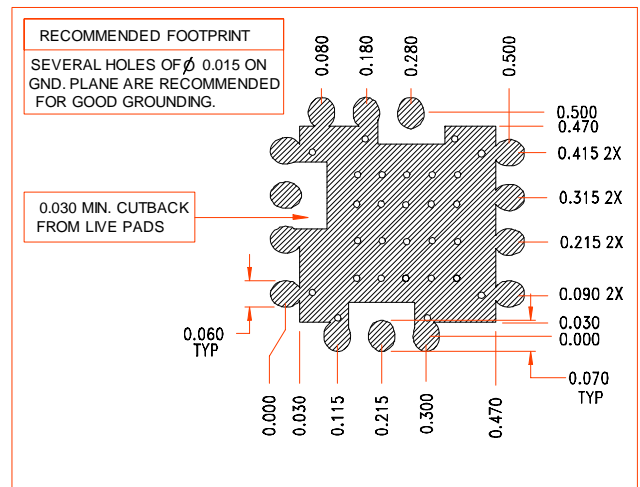
Tuning Curve, typ.



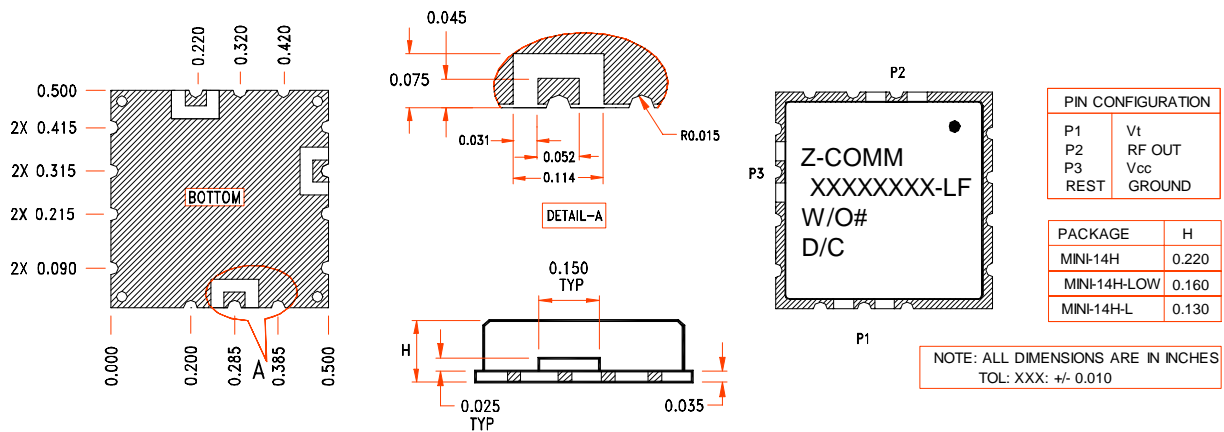
Power Curve, typ.



Footprint



Physical Dimensions



LFSuffix = RoHS Compliant. All specifications are subject to change without notice.