

**PLEASE CHECK WWW.MOLEX.COM FOR LATEST PART INFORMATION**

**Part Number:** **0014600179**  
**Status:** **Active**  
**Description:** 2.54mm (.100") Pitch SL™ Insulation Displacement Connector Assembly, Female, Single Row, Version C, Front Ribs, Wire Size 26, 3.81µm (150µ") Tin/Lead (SnPb), 17 Circuits

**Documents:**

[3D Model](#) [Product Specification PS-70400 \(PDF\)](#)  
[Drawing \(PDF\)](#) [RoHS Certificate of Compliance \(PDF\)](#)

**Agency Certification**

CSA LR19980  
 UL E29179

**General**

Product Family Ribbon Cable / Wire Trap Connectors  
 Series [70400](#)  
 Comments Terminals Preloaded  
 Component Type Housing  
 Glow-Wire Compliant No  
 Product Name SL™

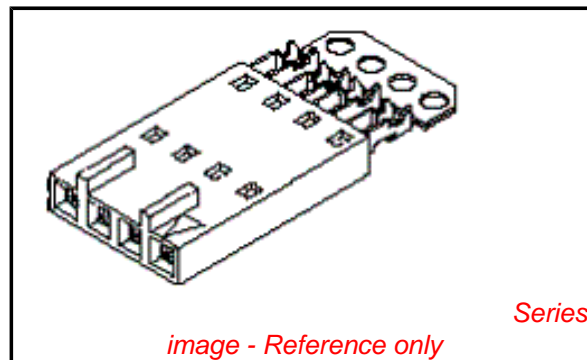
**Physical**

Circuits (Loaded) 17  
 Color - Resin Black  
 Durability (mating cycles max) 25  
 Entry Angle Vertical  
 Flammability 94V-0  
 Lock to Mating Part None  
 Material - Metal Phosphor Bronze  
 Material - Plating Mating Tin  
 Material - Plating Termination Tin  
 Material - Resin Polyester Alloy  
 Number of Rows 1  
 PCB Retention None  
 Packaging Type Tube  
 Pitch - Mating Interface (in) 0.100 In  
 Pitch - Mating Interface (mm) 2.54 mm  
 Plating min: Mating (µin) 150  
 Plating min: Mating (µm) 3.75  
 Plating min: Termination (µin) 75  
 Plating min: Termination (µm) 1.875  
 Polarized to Mating Part Yes  
 Stackable Yes  
 Surface Mount Compatible (SMC) N/A  
 Temperature Range - Operating -40°C to +105°C  
 Termination Interface: Style IDT or Pierce  
 Wire Insulation Diameter 1.35mm (.053") max.  
 Wire Size AWG 26  
 Wire/Cable Type Discrete Wire, Ribbon Cable

**Electrical**

Current - Maximum per Contact 1.8A  
 Voltage - Maximum 250V


**Material Info**



**EU RoHS**

**ELV and RoHS  
 Compliant**  
**REACH SVHC  
 Not Reviewed**  
**Halogen-Free  
 Status  
 Not Reviewed**

**China RoHS**



**Need more information on product environmental compliance?**

Email [productcompliance@molex.com](mailto:productcompliance@molex.com)  
 For a multiple part number RoHS Certificate of Compliance, [click here](#)

Please visit the [Contact Us](#) section for any non-product compliance questions.

**Search Parts in this Series**

[70400Series](#)

**Mates With**

[70544](#), [70546](#), [70554](#), [70556](#)

**Use With**

[7307](#) Tinned 28AWG, [7767](#) Topcoat 28AWG, [24241](#) Tinned 26AWG, [8996](#) Topcoat 26AWG, [24226](#) Tinned 24AWG, [8997](#) Topcoat 24AWG, [24369](#) High Flex 26AWG, [24389](#) High Flex 24AWG

**Application Tooling | FAQ**

*Tooling specifications and manuals are found by selecting the products below. Crimp Height Specifications are then contained in the Application Tooling Specification document.*

**Global**

Description	Product #
Hawk Semi-Automatic Discrete Wire Terminator for SL - Rebuilt US*	<a href="#">0011201337</a>

## Reference - Drawing Numbers

Product Specification  
Sales Drawing

PS-70400  
SDA-70400-0211-0234

Hawk™ Ribbon Cable Terminator for SL without Break-off	<u>0623003000</u>
Hawk™ Semi- Automatic Discrete Wire Terminator for SL	<u>0623003100</u>
Hawk™ Flat Flex Cable Terminator for SL with Break-off	<u>0623005200</u>
Hawk™ Ribbon Cable Terminator with for SL Break-off	<u>0623005300</u>
Hawk™ Semi- Automatic Discrete Wire Terminator for SL - Rebuilt CE Approved*	<u>0623004900</u>

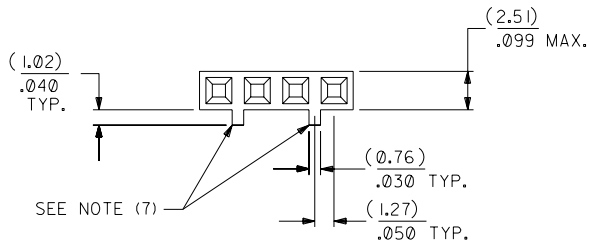
This document was generated on 03/30/2010

**PLEASE CHECK [WWW.MOLEX.COM](http://WWW.MOLEX.COM) FOR LATEST PART INFORMATION**

# OPTION C

## NOTES:

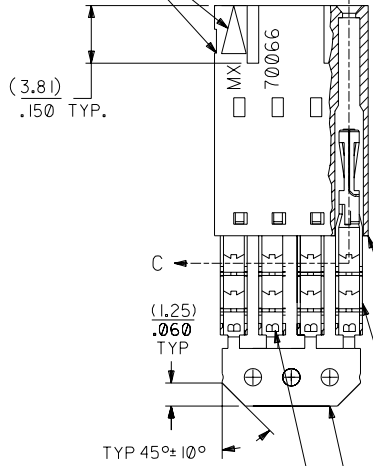
- TO BE USED WITH (26) AWG. STRANDED WIRE WITH (1.35)/.053 DIA. MAX. INSULATION.
- SEE CHART FOR CIRCUIT SIZES.
- STANDARD PACKAGING PER PK-70400-0001. OPTIONAL PACKAGING MAY BE AVAILABLE, REQUEST DWG. PK-70400
- PARTS STACKABLE END TO END ON (2.54)/.100 CENTERS.
- REFER TO PRODUCT SPECIFICATION: PS-70400.
- SEE DWG. SDA-70400-\*\*\*\* (SHT. 5) FOR OPTIONAL HOUSING DETAILS.
- 4 CIRCUIT SHOWN. 4 - 25 CKT.'S. HAVE (2) RIBS.
- TO MATE WITH MOLEX PART NO.'S.: A-70374-\*\*\*\*, A-70376-\*\*\*\*, A-70390-\*\*\*\*, A-70392-\*\*\*\*, A-70544-\*\*\*\*, A-70554-\*\*\*\*, A-70542-\*\*\*\*, A-70552-\*\*\*\*, A-70546-\*\*\*\*, A-70556-\*\*\*\*.
- 2 CIRCUIT ASSEMBLIES SUPPLIED AS GROUPED PAIRS.



## SECTION C-C



CIRCUIT NO. 1  
SLOT OR ARROW



HOUSING PART NO. 70066-\*\*\*\*  
MATERIAL: G.F. POLYESTER, 94V-0

TERMINAL PART NO. 70028-\*\*\*\*  
MATERIAL: PHOSPHOR BRONZE  
PLATING PER ES-88-\*\*\*

TIN - .000150 MIN. TIN OVER  
.000050 MIN. NICKEL PLATE.

I.D. SLOT CODE TO WIRE GAUGE CHART	
I.D. SLOT CODE	WIRE GAUGE
B	26 AWG.

PLATING CODE (STRIPE ON CARRIER STRIP)	
PLATING	COLOR
TIN	NONE

CKT. SIZE	A	B	EDP. NO.	ENG. NO.
2	( 2.54 ) .100	( 5.05 ) .199	14-60-0029	A-70400-0211
3	( 5.08 ) .200	( 7.59 ) .299	14-60-0039	A-70400-0212
4	( 7.62 ) .300	( 10.13 ) .399	14-60-0049	A-70400-0213
5	( 10.16 ) .400	( 12.67 ) .499	14-60-0059	A-70400-0214
6	( 12.70 ) .500	( 15.21 ) .599	14-60-0069	A-70400-0215
7	( 15.24 ) .600	( 17.75 ) .699	14-60-0079	A-70400-0216
8	( 17.78 ) .700	( 20.29 ) .799	14-60-0089	A-70400-0217
9	( 20.32 ) .800	( 22.83 ) .899	14-60-0099	A-70400-0218
10	( 22.86 ) .900	( 25.37 ) .999	14-60-0109	A-70400-0219
11	( 25.54 ) 1.000	( 27.91 ) 1.099	14-60-0119	A-70400-0220
12	( 27.94 ) 1.100	( 30.45 ) 1.199	14-60-0129	A-70400-0221
13	( 30.48 ) 1.200	( 32.99 ) 1.299	14-60-0139	A-70400-0222
14	( 33.02 ) 1.300	( 35.53 ) 1.399	14-60-0149	A-70400-0223
15	( 35.56 ) 1.400	( 38.07 ) 1.499	14-60-0159	A-70400-0224
16	( 38.01 ) 1.500	( 40.61 ) 1.599	14-60-0169	A-70400-0225
17	( 40.64 ) 1.600	( 43.15 ) 1.699	14-60-0179	A-70400-0226
18	( 43.18 ) 1.700	( 45.69 ) 1.799	14-60-0189	A-70400-0227
19	( 45.72 ) 1.800	( 48.23 ) 1.899	14-60-0199	A-70400-0228
20	( 48.26 ) 1.900	( 50.77 ) 1.999	14-60-0209	A-70400-0229
21	( 50.80 ) 2.000	( 53.31 ) 2.099	14-60-0219	A-70400-0230
22	( 53.34 ) 2.100	( 55.85 ) 2.199	14-60-0229	A-70400-0231
23	( 55.88 ) 2.200	( 58.39 ) 2.299	14-60-0239	A-70400-0232
24	( 58.42 ) 2.300	( 60.93 ) 2.399	14-60-0249	A-70400-0233
25	( 60.96 ) 2.400	( 63.47 ) 2.499	14-60-0259	A-70400-0234

\*THE PRIMARY SHIPPING CARTON WILL BE LABELED "COMPLIANT TO ROHS DIRECTIVE 2002/95/EC AND ELV ANNEX II OF DIRECTIVE 2000/53/EC". CARTONS WITHOUT THIS LABEL MAY CONTAIN PRODUCT WITH LEAD.

G	LEAD FREE UCP2004-1769 RWHITE 04/03/17	E	REVISED PER ECR NO. U82110 10-17-88 BJS	DIMENSIONS SHOWN (METRIC) INCH UNLESS OTHERWISE SPECIFIED TOLERANCES: ANGULAR ± 1/2°		▽ = 0 ▼ = 0 REVISE ONLY ON CAD SYSTEM																																													
FI	ADD CARRIER CHAMF ECN #UDT1998-0280 05/20/98 LMCGRATH	D	REVISE PER ECR #U80110 2/3/88 MJM	<table border="1"> <thead> <tr> <th colspan="2">INCH</th> <th colspan="2">METRIC</th> </tr> </thead> <tbody> <tr> <td>3 PLACE</td> <td>± .010</td> <td>---</td> <td>---</td> </tr> <tr> <td>2 PLACE</td> <td>± .014</td> <td>± 0.25</td> <td>---</td> </tr> <tr> <td>1 PLACE</td> <td>---</td> <td>± 0.35</td> <td>---</td> </tr> </tbody> </table>		INCH		METRIC		3 PLACE	± .010	---	---	2 PLACE	± .014	± 0.25	---	1 PLACE	---	± 0.35	---	<table border="1"> <tr> <td colspan="2">TITLE</td> <td colspan="2">ASSEMBLY, SL CONNECTOR (SINGLE ROW- (2.54)/.100 GRID)</td> </tr> <tr> <td colspan="2">MOLEX INCORPORATED</td> <td colspan="2">SHEET NO. DATE</td> </tr> <tr> <td colspan="2">LITSE,ILL. 60532</td> <td colspan="2">U.S.A. 10/09/84</td> </tr> <tr> <td colspan="2">PART NO.</td> <td colspan="2">DRWG. NO.</td> </tr> <tr> <td colspan="2">SEE CHART</td> <td colspan="2">SDA-70400-0211-0234</td> </tr> <tr> <td colspan="2">FILE NAME</td> <td colspan="2">THIS DRAWING CONTAINS INFORMATION THAT IS PROPRIETARY TO MOLEX INC. AND SHOULD NOT BE USED WITHOUT WRITTEN PERMISSION.</td> </tr> <tr> <td colspan="2">S70400CK2</td> <td colspan="2">DA</td> </tr> </table>		TITLE		ASSEMBLY, SL CONNECTOR (SINGLE ROW- (2.54)/.100 GRID)		MOLEX INCORPORATED		SHEET NO. DATE		LITSE,ILL. 60532		U.S.A. 10/09/84		PART NO.		DRWG. NO.		SEE CHART		SDA-70400-0211-0234		FILE NAME		THIS DRAWING CONTAINS INFORMATION THAT IS PROPRIETARY TO MOLEX INC. AND SHOULD NOT BE USED WITHOUT WRITTEN PERMISSION.		S70400CK2		DA	
INCH		METRIC																																																	
3 PLACE	± .010	---	---																																																
2 PLACE	± .014	± 0.25	---																																																
1 PLACE	---	± 0.35	---																																																
TITLE		ASSEMBLY, SL CONNECTOR (SINGLE ROW- (2.54)/.100 GRID)																																																	
MOLEX INCORPORATED		SHEET NO. DATE																																																	
LITSE,ILL. 60532		U.S.A. 10/09/84																																																	
PART NO.		DRWG. NO.																																																	
SEE CHART		SDA-70400-0211-0234																																																	
FILE NAME		THIS DRAWING CONTAINS INFORMATION THAT IS PROPRIETARY TO MOLEX INC. AND SHOULD NOT BE USED WITHOUT WRITTEN PERMISSION.																																																	
S70400CK2		DA																																																	
F	164 PLATING WAS 102 PER ECR # U30941 07/07/93 REED	C	REDRAWN ON CAD ECR# 8842 5/8/86 W.Z.	DRAWING WHERE APPLICABLE MUST REMAIN WITHIN DIMENSIONS		SCALE 4:1																																													
LTR.	REVISIONS	LTR.	REVISIONS	DRWG. BY WAZ	CHK'D. BY WAZ	APP'D. BY																																													