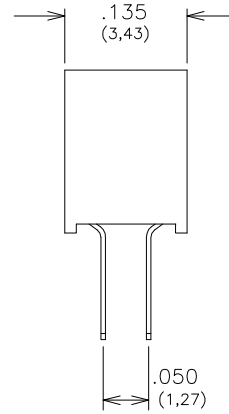
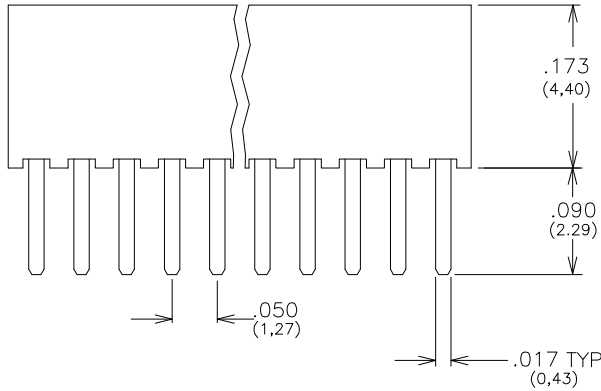
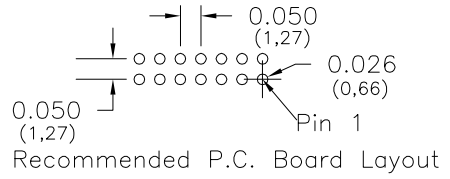
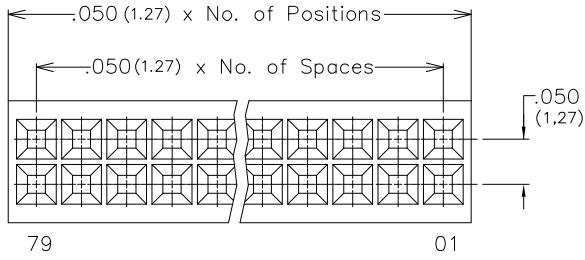
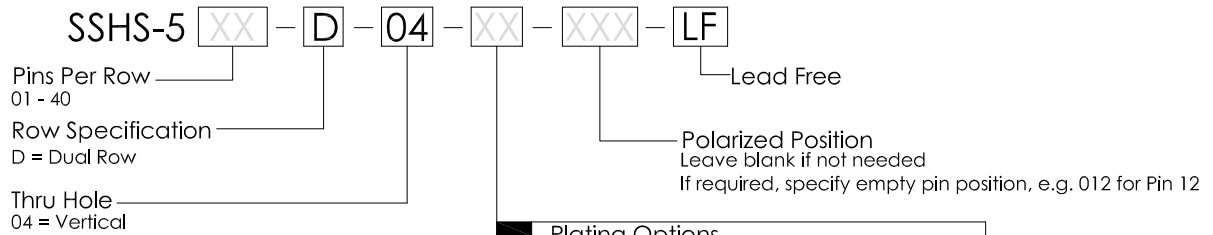


# Major League Electronics .050x.050 cl Socket Strips



Tails may be clipped to achieve desired pin length

## Ordering Information



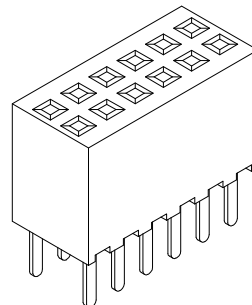
Plating Options	
G	10µ Gold on Contact Area / Flash on Tail
T	Matte Tin All Over
GT	10µ Gold on Contact Area / Matte Tin on Tail
H	30µ Gold on Contact Area / Matte Tin on Tail
F	Gold Flash over Entire Pin

## Specifications

Insertion Depth: .050 (1.27) Minimum  
 Insertion Force - Per Contact - H Plating:  
 3.8oz. (1.05N) avg. with .016 (0.41) sq. pin  
 Withdrawal Force - Per Contact - H Plating:  
 2.0 oz. (0.56N) avg. with 0.16 (0.41) sq. pin  
 Current Rating: 1.5 Ampere  
 Insulation Resistance: 1000MΩ Min.  
 Dielectric Withstanding: 300V AC  
 Contact Resistance: 20 mΩ Max.  
 Operating Temperature: -40°C to + 105°C  
 Max. Process Temperature:  
 Peak: 260°C up to 10 secs.  
 Process: 230°C up to 60 secs.  
 Wave: 260°C up to 6 secs.  
 Reflow: 260°C up to 10 secs.  
 Manual Solder: 350°C up to 5 secs.

## Materials

Contact Material: Phosphor Bronze  
 Insulator Material: Nylon 6T  
 Plating: Au or Sn over 50µ" (1.27) Ni



Mates with:  
 BSTC,  
 BSTCM,  
 BSTS,  
 TBSTC,  
 TBSTCM,  
 TBSTS,  
 TSHC,  
 TSHR,  
 TSHS,  
 TSHSCM,  
 TTSHC,  
 TTSHR,  
 TTSHS,  
 TTSHSM

Products cut to specific sizes are uncancellable/nonreturnable

Parts are subject to change without notice

SSHS-5-D-04 SERIES

.050x.050 cl Dual Row  
 Socket Strips

12 FEB 07

Scale  
 NTS

UNLESS OTHERWISE SPECIFIED  
 DIMENSIONS IN INCHES (MM)  
 TOLERANCES ARE:

ONE PLACE DECIMALS ±.100  
 TWO PLACE DECIMALS ±.010  
 THREE PLACE DECIMALS ±.005  
 FOUR PLACE DECIMALS ±.0020



4235 Earnings Way, New Albany, Indiana, 47150, USA  
 1-800-782-3486 (USA/Canada/Mexico)

Tel: 812-944-7244  
 Fax: 812-944-7268

E-mail: mle@mlelectronics.com  
 Web: www.mlelectronics.com

Edition  
 1

Sheet  
 1/1

ANGLES  
 ±.5°