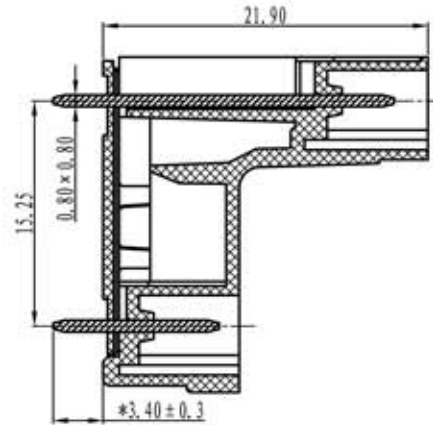
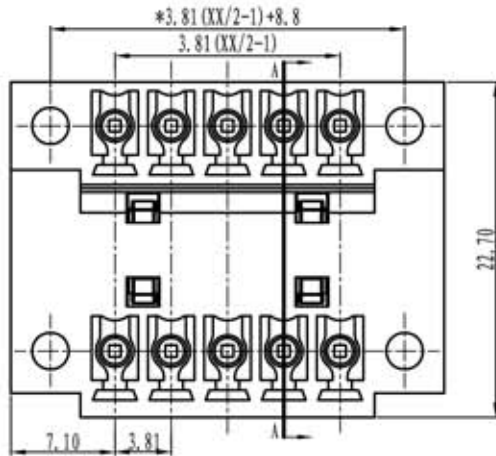
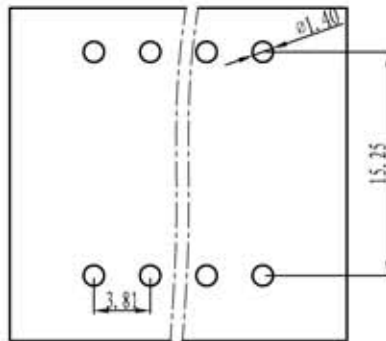


euro-block

product specification



SECTION A-A



TOLERANCES EXCEPT AS NOTED

| variable range | linear dimension | | | | fillet | chamfer | short angle sid | | | ≡ | - | □ | // | ⊥ | | |
|----------------|------------------|--------|--------|--------|--------|---------|-----------------|-------|--------|-----|------|-------|--------|--------|------|-----|
| | to | over | over | over | all | to | to | to | to | | | | | | to | to |
| to 6 | to 30 | to 120 | to 480 | to 480 | all | to 6 | to 10 | to 50 | to 120 | all | to 5 | to 30 | to 120 | to 120 | | |
| tolerance | ±0.1 | ±0.2 | ±0.3 | ±0.5 | ±0.2 | ±0.5 | ±1 | 1° | 30' | 20' | 10' | 0.5 | 0.025 | 0.06 | 0.12 | 0.4 |

Electrical

Standard: UL-IEC
 Rated voltage: 300V-250V
 Rated current: 8A-7A
 Contact resistance: 20m Ω
 Withstanding voltage: AC2000V/1Min
 Insulation resistance: 5000M Ω/DC1000V

Mechanical

Temp.Range: -40°C~+105°C
 MAX soldering: +250°C for 5 sec

Dimensions

Pitch: 3.81mm
 Poles: 2p-24p

Material

Housing: PA66, UL94V-0
 Pin header: Brass, Tin plated
 Nut: M2.5, Brass

Schema generale del codice di ordinazione / General description of ordering code

| | | | | | |
|-------|--------|-----------|----------|--------|--------|
| serie | n°poli | passo | versione | colore | custom |
| CMD | 02/24 | 3.81-7.62 | VF | | |

| | | | | | | |
|-------------------|----|------|----|-------|------------------------|--------------------|
| UNITS | mm | SIZE | A4 | SCALE | FIRST ANGLE PROJECTION | |
| euro-block | | | | | | |
| | | | | | NAME | CMD-3.81-VF |