


.100" × .100" Polarized Boardmount Socket

Centerbump Polarization with Straight Solder Tails

9100 Series



- Standard centerbump with straight solder tails
- Mates with low profile shrouded headers
- Part number on each piece
- Optional keying plug
- 20–64 contacts
- Military Dual polarization
- Board retention feature

Date Issued: February 19, 1999

TS-0690-02
Sheet 1 of 2

19

Physical

Insulation

Material: Glass Filled Polyester (PBT)

Flammability: UL 94V-0

Color: Gray

Contact

Material: Copper Alloy

Plating

Underplating & U-Slot: 2 μm [79 $\mu\text{''}$] Nickel — QQ-N-290, Class 2

Wiping Area: 0.3 μm [12 $\mu\text{''}$] Gold — MIL-G-45204, Type II, Grade C

Solder Tails: Tin Lead — MIL-P-81728

Marking: 3M Logo, Part Identification Number and Orientation Triangle

Electrical

Current Rating: 1 A

Insulation Resistance: $> 1 \times 10^9 \Omega$ at 500 Vdc

Withstanding Voltage: 1000 Vrms at Sea Level

Environmental

Temperature Rating: -55°C to 105°C

UL File No.: E68080

3M Electronic Products Division

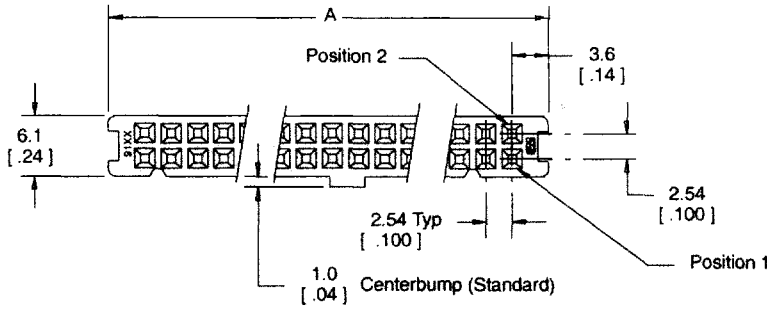
6801 River Place Blvd.
Austin, TX 78726-9000

For technical, sales or ordering information call
800-225-5373

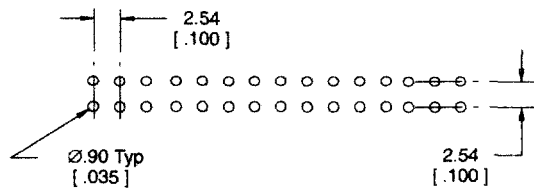
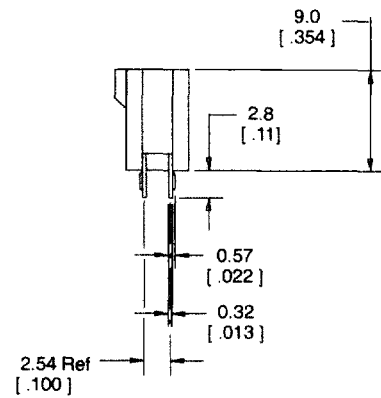
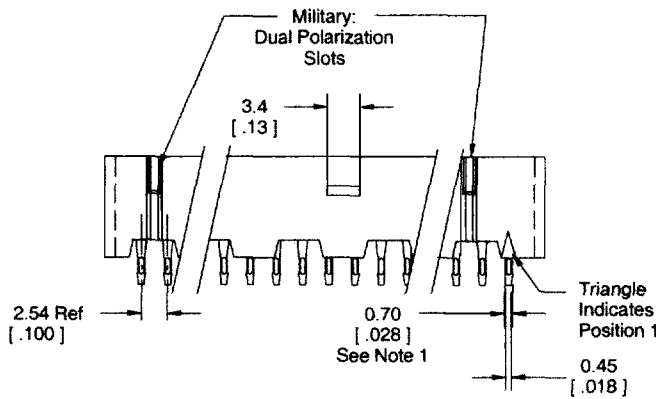
.100" × .100" Polarized Boardmount Socket

Centerbump Polarization with Straight Solder Tails

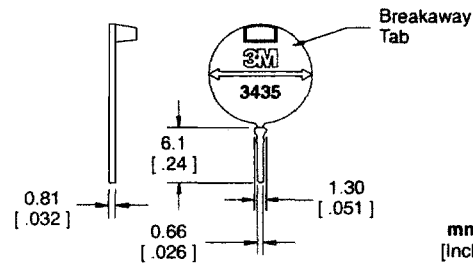
9100 Series



Contact Quantity	Dimension A
20	29.9 [1.18]
26	37.5 [1.48]
34	47.7 [1.88]
40	55.3 [2.18]
50	68.1 [2.68]
60	80.7 [3.18]
64	85.8 [3.38]



Recommended Mounting Hole Pattern
(Shown for Top Side of PC Board)



3435-0 Keying Plug
(Optional: Order Separately)

Tolerance Unless Noted		
	.0	.00
mm	±.3	±.13

[] Dimensions for Reference only

Notes:

1. The contact soldertail is designed to retain the connector on the PC board during flow soldering operations.
2. Recommended to be mated to the .100" x .100" low profile header and the 4600 series plug connector without ejector latches.

Ordering Information

Sockets
91XX-4500JL

Contact Quantity:
See Table