

Gigabit Ethernet

Model 3754

DWDM & SNMP Media Converter

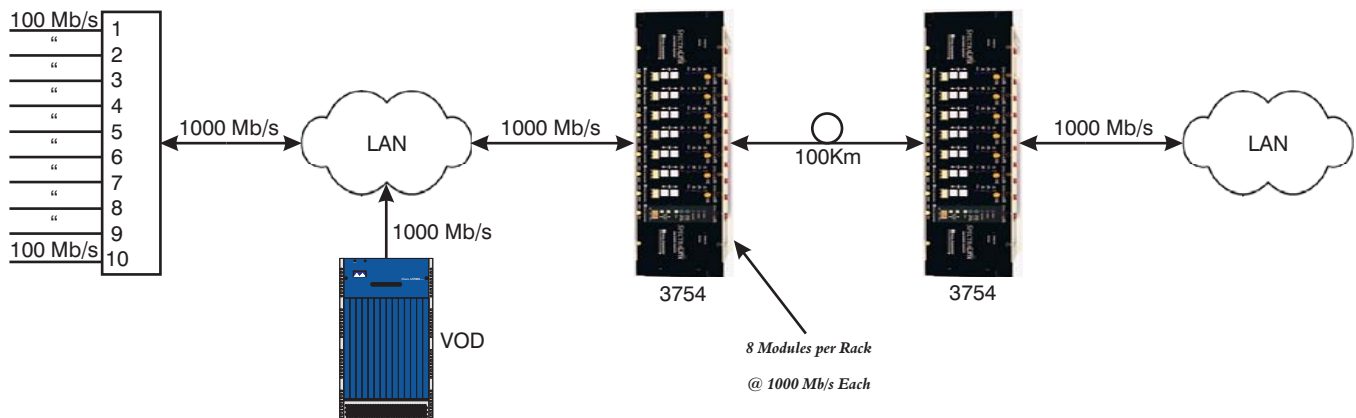
Gigabit Ethernet Media Converter

- Converts Twisted-Pair to Singlemode at Gigabit Speed
- LEDs for Functions, Links & Activity
- Rack Mount or Standalone Operation
- IEEE 802.3z & 802.3ab Compliant
- SNMP Status monitoring and control available
- DWDM, CWDM, and 1310nm wavelengths available
- Redundant power supplies with AC & -48VDC options
- Long haul transport (+100 km)

The Gigabit Ethernet Media Converter makes it simple to extend ethernet distances over singlemode fiber. They are designed to expand the scope of your Gigabit Ethernet network and are compliant with Ethernet IEEE 802.3ab and 802.3z specifications. The units may be ordered as a stand-alone transmitter/receiver pair, or in 3RU configurations for use in the Model 3000 chassis. In the 3RU configuration, the chassis will accommodate two redundant power supplies for fail-safe operation.



Model 3754 Gigabit Ethernet Transceiver



Information contained herein is deemed to be reliable and accurate as of issue date. EMCORE reserves the right to change the design or specifications of the product at any time without notice. Ortel, the Ortel logo, EMCORE, and the EMCORE logo are trademarks of EMCORE Corporation.

Specifications and Ordering Information

Optical Characteristics

	Min	Typ	Max	Units	Notes
Operating Wavelength		1310		nm	
Operating Wavelength		1550		nm	
CWDM/DWDM Wavelength	See Ordering Info				
Optical Output Power	-3		+3	dBm	1
Optical Output Power	0		+7	dBm	2
Optical Input Power	-21		-3.0	dBm	
Optical Loss Range	0		22	dB	3
Optical Loss Range	0		26	dB	4
Optical Rise Time		100		ps	
Optical Fall Time		220		ps	
Ethernet Data Rate		1000		Mb/s	

Environmental Characteristics

	Min	Typ	Max	Units	Notes
Operating Temp. Range	0		+50	°C	3
Operating Temp. Range	0		+40	°C	4
Storage Temp. Range	-20		+60	°C	
Humidity	0		95	%	5

Notes:

1. Range for 1310, 1550, CWDM, User adjustable.
2. Range for DWDM, User adjustable.
3. Valid for 1310, 1550, CWDM.
4. Valid for DWDM.
5. Non-condensing.

3RU Chassis and all PS.P/N

3RU Chassis and All Power Supply Options	Part Number
3RU Chassis, Holds 8 Modules and 2 PS.	3000CB-NN
3RU Power Supply, Universal AC, SNMP, for Power Redundancy	3000UB-NN
3RU Power Supply, Universal AC, No SNMP, for Power Redundancy	3000UC-NN
3RU Power Supply, -48 Volts DC, SNMP, for Power Redundancy	3000UD-NN
3RU Power Supply, -48 Volts DC, No SNMP, for Power Redundancy	3000UE-NN
+20 Volts DC 1.5 A Wall-mount Power Supply, for Stand-alone Modules	PS3000

Transceiver P/N

3754 Options	1310 nm	1550 nm	CWDM	DWDM	WDM 1310 nm	WDM 1550 nm
3RU, SM, SC/PC Connector	3754X-1310-SC ²	3754X-1550-SC ²	3754XC-XXXX-SC ²	3754XD-ITUXX-SC ²	3754X-1310-SC-W ²	3754X-1550-SC-W ²
Std.-alone, SM, SC/PC Connector	3754S-1310-SC ²	3754S-1550-SC ²	3754SC-XXXX-SC ²	3754SD-ITUXX-SC ²	3754S-1310-SC-W ²	3754S-1550-SC-W ²


- 1) The "XXXX" in the part number specifies one of eight CWDM wavelengths. The "ITUXX" in the part number specifies one of 34 DWDM wavelengths. Contact a Force, Inc. Applications Engineer for complete part numbers. CWDM wavelengths are 1471 nm, 1491 nm, 1510 nm, 1531 nm, 1551 nm, 1571 nm, 1591 nm, and 1611 nm, depending on the channel plan ordered. See AN138: Specifying Force, Inc. CWDM and DWDM Compatible Transport Modules for more information.
- 2) FC/PC connector options available. Replace SC in the part number with FC. SC/APC connector options available. Replace SC in the part number with SA. FC/APC connector options available. Replace SC in the part number with FA.

Electrical Characteristics

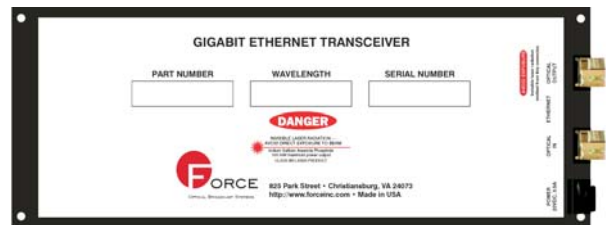
	Min	Typ	Max	Units
Power Supply Voltage	+20			VDC
Current Draw		300		mA

Electrical and Physical Characteristics

	Min	Typ	Max	Units
Weight (Stand-alone Tx/Rx)		50		oz.
Weight (3RU Tx/Rx)		20		oz.
Dimensions (Stand-alone Tx/Rx)	4.36 x 1.26 x 11.50			in.
	111 x 32 x 292			mm.
Dimensions (3RU Tx/Rx)	5.06 x 1.39 x 12.00			in.
	129 x 35 x 305			mm.



Model 3754 3RU Front and Rear Panels



Model 3754 Stand-alone Transceiver

Information contained herein is deemed to be reliable and accurate as of issue date. EMCORE reserves the right to change the design or specifications of the product at any time without notice. Ortel, the Ortel logo, EMCORE, and the EMCORE logo are trademarks of EMCORE Corporation.

825 Park Street, Christiansburg, VA 24073
 USA (800) 732-5252 • TEL (540) 382-0462 • FAX (540) 381-0392
 csr-sales@forceinc.com • www.forceinc.com