


M20 Connectors

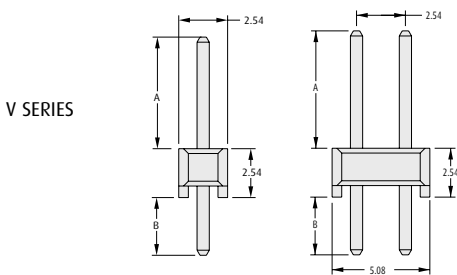
Pin Header Variants

Harwin offers the ultimate flexibility "Standard Variant Pin Headers". Use the order code below to make up your very own pin header. Contact Technical Sales for price and delivery.



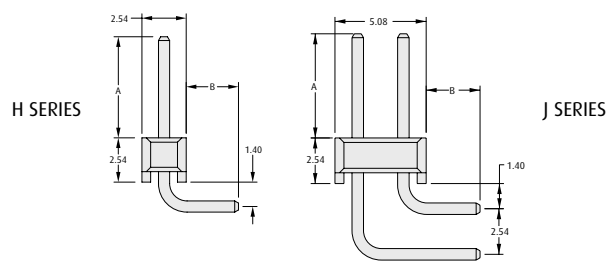
TERMINATION STYLES

VERTICAL



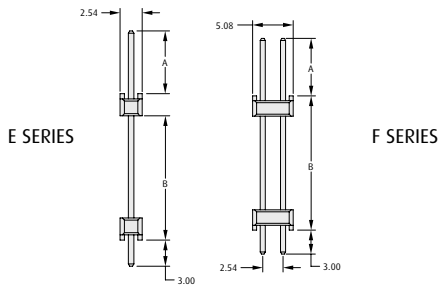
Pin section is 0.64 sq, PCB mounting hole is \varnothing 1.0 mm

HORIZONTAL



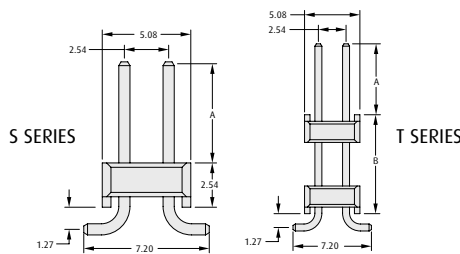
Pin section is 0.64 sq, PCB mounting hole is \varnothing 1.0mm Max. B dimension is 6.00mm

EXTENDED



Pin section is 0.64 sq, PCB mounting hole is \varnothing 1.0mm

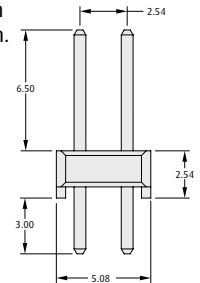
SURFACE MOUNT



Pin section is 0.64 sq. For PCB pad layout see page 54. S style only. B dimension is "0"

EXAMPLE:

M20-065030W0506 - 2.54mm Pitch vertical double row pin header with 5 pins per row and **A** dimension is 6.5 and **B** dimension is 3.0 in tin finish.



HOW TO ORDER

M20 - XXX XXX X XX XX

SERIES CODE

DIMENSION A

Eg. 7.8mm = 078

DIMENSION B

Eg. 5.0mm = 050

FINISH

05	Gold
06	Tin/Lead
45	Gold, Hi-temp mould
46	Tin

NO. OF WAYS PER ROW

02 to 40

	SINGLE ROW	DOUBLE ROW
Vertical	V	W
Horizontal	H	J
Extended	E	F
Surface Mount	-	S
Extended Surface Mount	-	T

www.harwin.com

