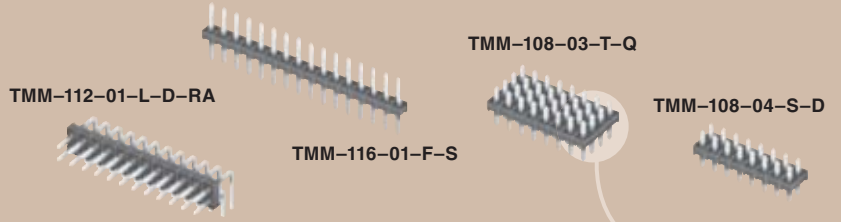




(2,00mm) .0787"

TMM SERIES



# LOW PROFILE THROUGH-HOLE HEADER

## SPECIFICATIONS

For complete specifications see [www.samtec.com?TMM](http://www.samtec.com?TMM)

**Insulator Material:**  
Black Liquid Crystal Polymer

**Terminal Material:**  
Phosphor Bronze

**Plating:**  
Sn or Au over 50µ" (1,27µm) Ni

**Operating Temp Range:**  
-55°C to +105°C with Tin;  
-55°C to +125°C with Gold

**Voltage Rating:**  
500 VAC mated with SQW  
450 VAC mated with SQT

**RoHS Compliant:**  
Yes

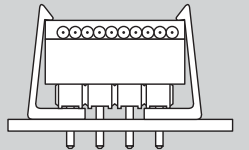
**Lead-Free Solderable:**  
Yes



**Mates with:**  
CLT, SQT, SQW, ESQT,  
TLE, SMM, MMS,  
TCSD, TLSD



## APPLICATION




Single, double and quad row

Ultra-low profile (1,50mm) .059"

Choice of five lead styles

## APPLICATIONS



| CURRENT RATING |                |
|----------------|----------------|
| AMBIENT TEMP   | Mated with SMM |
| 20°C           | 3.9A           |
| 40°C           | 3.5A           |
| 60°C           | 3A             |
| 95°C           | 2A             |

6 POSITIONS (2x3) POWERED

**Note:** Some lengths, styles and options are non-standard, non-returnable.

## Also Available

**Press Fit**  
See PTT Series.

**Surface Mount**  
See TMM Series.

**Elevated**  
See TW Series.

**High Density**  
See TMMH Series.

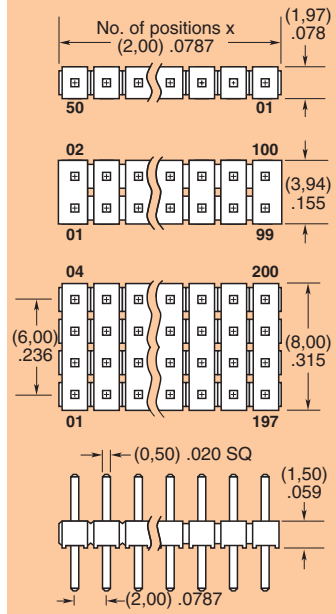
**Shrouded Four Row Vertical & Right Angle**  
See TMMS Series.

Paste In Hole (PIH) processing.  
Contact Samtec ASP Group.

**TMM** - **1** **NO. PINS PER ROW** - **LEAD STYLE** - **PLATING OPTION** - **ROW OPTION** - **OTHER OPTION**

01 thru 50

Specify LEAD STYLE from chart below.



| LEAD STYLE | A                | B                | C              |
|------------|------------------|------------------|----------------|
| -01        | (3,20)<br>(8,20) | (3,50)<br>.126   | (3,00)<br>.138 |
| -02        | .323             | (3,70)<br>.146   | (3,00)<br>.118 |
| -03        | (4,00)<br>(5,69) | (2,70)<br>(1,91) | (2,29)<br>.106 |
| -04        | (5,43)<br>(5,43) | (1,65)<br>.214   | .090<br>.065   |
| -05        | (9,58)<br>(9,58) | (3,20)<br>.377   | (4,88)<br>.192 |
| -06        |                  |                  |                |

**-F**  
= Gold flash on post, Matte Tin on tail

**-L**  
= 10µ" (0,25µm) Gold on post, Matte Tin on tail

**-S**  
= 30µ" (0,76µm) Gold on post, Matte Tin on tail

**-T**  
= Matte Tin

**Note:** Other Gold plating options available. Contact Samtec.

**-S**  
= Single Row

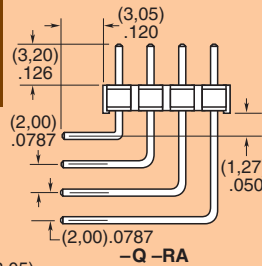
**-D**  
= Double Row

**-Q**  
= Four Row

**-RA & -RE**  
= Right Angle (Lead Style -01 only) (2 positions minimum, -Q row)

**-RC**  
= Retention Clip (Mates with TCSD) (Double row only, 4 positions minimum, only available -06 lead style)

**"XXX"**  
= Polarized Position (Specify position of omitted pin)



| OPTION | D              |
|--------|----------------|
| -RA    | (1,27)<br>.050 |
| -RE    | (3,56)<br>.140 |

Due to technical progress, all designs, specifications and components are subject to change without notice.

[WWW.SAMTEC.COM](http://WWW.SAMTEC.COM)