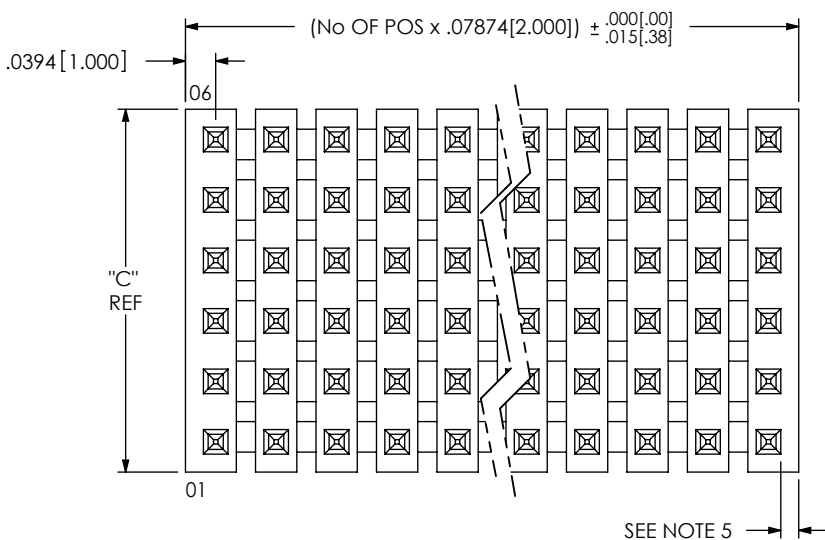


FIG. 1
PTT-1XX-01-X-6



PTT-1XX-XX-X-X-XXX

No OF POSITIONS
-03 THRU -50
(PER ROW)

LEAD STYLE
SEE TABLE 1

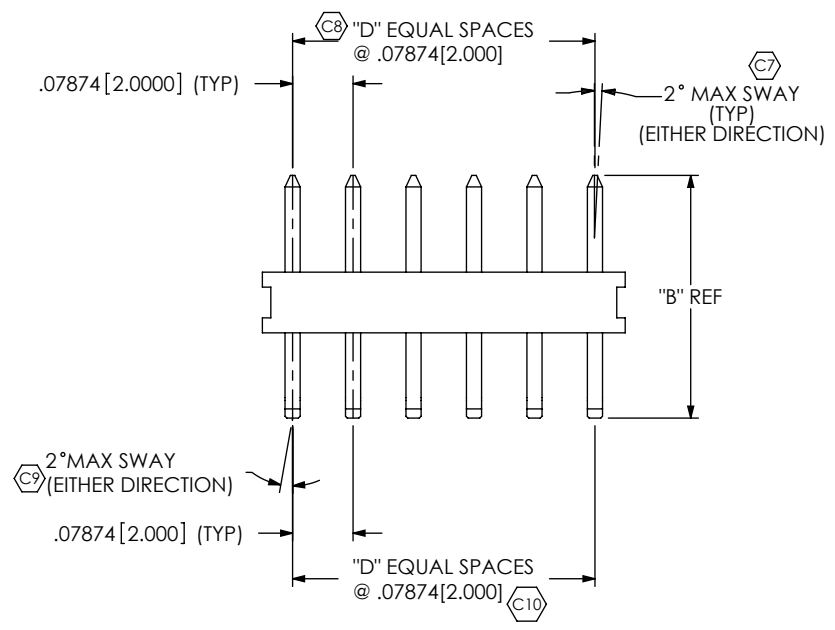
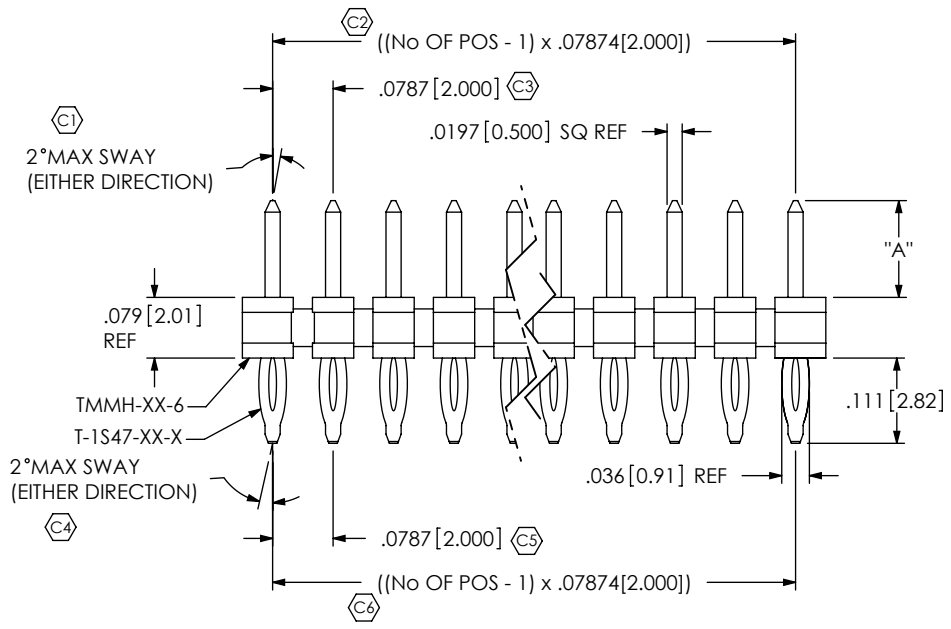
POLARIZATION OPTION
-XXX INDICATES POSITION
TO BE OMITTED

ROW SPECIFICATION
-T: TRIPLE (USE TMMH-XX-T) (SEE FIG. 4)
(3 POSITION MINIMUM)
-Q: QUAD (USE TMMH-XX-Q) (SEE FIG. 3)
(4 POSITION MINIMUM)
-5: 5 ROW (USE TMMH-XX-5) (SEE FIG. 2)
(5 POSITION MINIMUM)
-6: 6 ROW (USE TMMH-XX-6) (SEE FIG. 1)
(6 POSITION MINIMUM)

PLATING SPECIFICATION
-S: SELECTIVE GOLD
(USE T-1S47-XX-S)
-L: LIGHT SELECTIVE GOLD; MATTE TIN TAIL
(USE T-1S47-XX-L)

TABLE 2

STYLE	"C"	"D"
-T	.236[5.99]	2
-Q	.314[7.98]	3
-5	.393[9.98]	4
-6	.472[11.99]	5



- NOTES:
1. (C) REPRESENTS A CRITICAL DIMENSION.
 2. MAXIMUM CUT FLASH: .015.
 3. MINIMUM PUSHOUT FORCE: 1.0 LB PER PIN.
 4. PART MAY BE CUT TO POSITION USING CARBIDE BLADES.
 5. MINIMUM END WALL THICKNESS: .010[.25].
 6. PARTS TO BE BULK PACKAGED.

TABLE 1

STYLE	TERMINAL	"A"	"B"
-01	T-1S47-01-X	.126[3.20]	.316[8.03]
* -04	T-1S47-04-X	.075[1.91]	.265[6.73]
* -05	T-1S47-05-X	.065[1.65]	.256[6.50]

* = NOT TOOLED

UNLESS OTHERWISE SPECIFIED,
DIMENSIONS ARE IN INCHES.
TOLERANCES ARE:
DECIMALS ANGLES
.XX: ±.01 [.3] 2°
.XXX: ±.005 [.13]
.XXXX: ±.0020 [.051]

PROPRIETARY NOTE
THIS DOCUMENT CONTAINS INFORMATION
CONFIDENTIAL AND PROPRIETARY TO
SAMTEC, INC. AND SHALL NOT BE REPRODUCED
OR TRANSFERRED TO OTHER DOCUMENTS OR
DISCLOSED TO OTHERS OR USED FOR ANY
PURPOSE OTHER THAN THAT WHICH IT WAS
OBTAINED WITHOUT THE EXPRESSED WRITTEN
CONSENT OF SAMTEC, INC.



520 PARK EAST BLVD, NEW ALBANY, IN 47150
PHONE: 812-944-6733 FAX: 812-948-5047
e-Mail: info@SAMTEC.com code: 55322

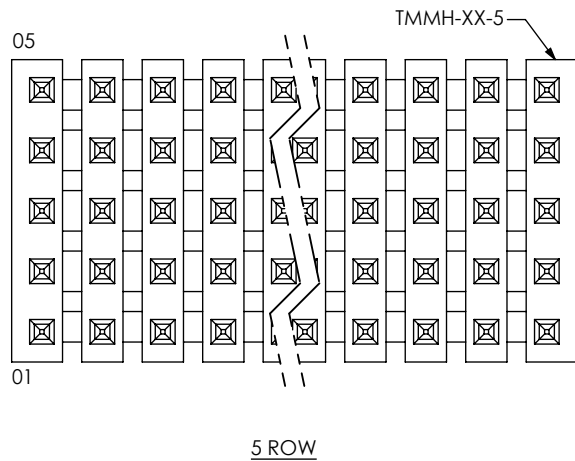
MATERIAL: DO NOT SCALE DRAWING SHEET SCALE: 4:1
INSULATOR: L.C.P.
TERMINAL: PHOS BRONZE

DESCRIPTION:
2MM PRESS FIT TERMINAL STRIP

DWG. NO. **PTT-1XX-XX-X-X-XXX**

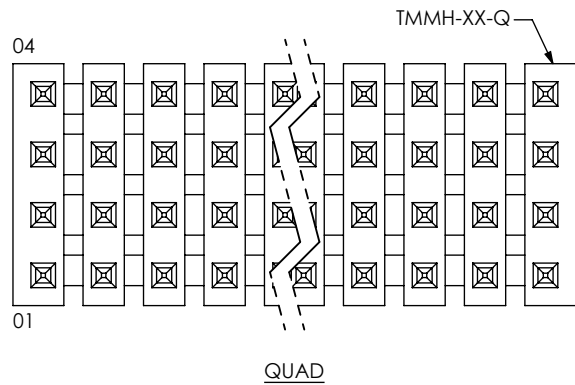
BY: CHAD F 12/17/2000 SHEET 1 OF 2

FIG. 2
PTT-1XX-01-X-5
SAME AS FIG. 1 EXCEPT AS SHOWN



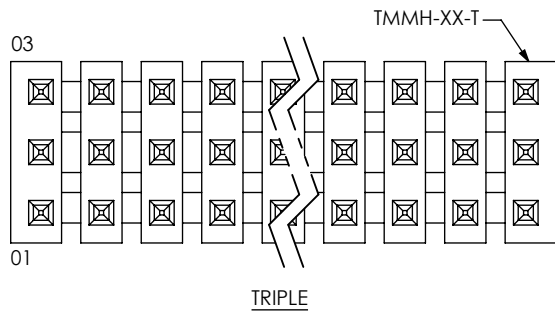
5 ROW

FIG. 3
PTT-1XX-01-X-4
SAME AS FIG. 1 EXCEPT AS SHOWN



QUAD

FIG. 4
PTT-1XX-01-X-3
SAME AS FIG. 1 EXCEPT AS SHOWN



TRIPLE

PROPRIETARY NOTE
THIS DOCUMENT CONTAINS INFORMATION
CONFIDENTIAL AND PROPRIETARY TO
SAMTEC, INC. AND SHALL NOT BE REPRODUCED
OR TRANSFERRED TO OTHER DOCUMENTS OR
DISCLOSED TO OTHERS OR USED FOR ANY
PURPOSE OTHER THAN THAT WHICH IT WAS
OBTAINED WITHOUT THE EXPRESSED WRITTEN
CONSENT OF SAMTEC, INC.

DO NOT SCALE DRAWING

SHEET SCALE: 4:1

samtec

520 PARK EAST BLVD., NEW ALBANY, IN 47150
PHONE: 812-944-6733 FAX: 812-948-5047
e-Mail: info@SAMTEC.com code: 55322

DESCRIPTION: 2MM PRESS FIT TERMINAL STRIP

DWG. NO. PTT-1XX-XX-X-X-XXX

BY: CHAD F 12/17/2000 SHEET 2 OF 2