

20A Avg.

40 Volts

SBD

C20T04Q/C20T04Q-11A
FCQ20A04/GCQ20A04

■最大定格 MAXIMUM RATINGS

Rating	Type Symbol	C20T04Q/C20T04Q-11A FCQ20A04/GCQ20A04	Unit
くり返しピーク逆電圧 Repetitive Peak Reverse Voltage	V_{RRM}	40	V
平均整流電流 Average Rectified Output Current	I_O	20 (商用周波数、正弦全波通電 $T_c=119^\circ\text{C}$) Full Sine Wave, Resistive Load	A
実効順電流 RMS Forward Current	$I_F(\text{RMS})$	22.2	A
サーージ順電流 Surge Forward Current	I_{FSM}	180 (50Hz正弦全波1サイクル非くり返し) Full Sine Wave, 1cycle, Non-repetitive	A
動作接合温度範囲 Operating Junction Temperature Range	T_{jw}	-40~+150	$^\circ\text{C}$
保存温度範囲 Storage Temperature Range	T_{stg}	-40~+150	$^\circ\text{C}$
締付トルク Mounting torque	F_{tor}	*(推奨値recommended torque=0.5){(5.1)kgf·cm}	N·m

* FCQ20A, GCQ20A type

■電気的特性 ELECTRICAL CHARACTERISTICS

Characteristic	Symbol	Test Condition	Min.	Typ.	Max.	Unit
ピーク逆電流 Peak Reverse Current	I_{RM}	$V_{RM}=V_{RRM}$ $T_j=25^\circ\text{C}$ per diode	—	—	10	mA
ピーク順電圧 Peak Forward Voltage	V_{FM}	$I_{FM}=10\text{A}$ $T_j=25^\circ\text{C}$ per diode	—	—	0.55	V
熱抵抗 Thermal Resistance	接合部・ケース間 (Junction to Case)	junction to case	—	—	1.5	$^\circ\text{C}/\text{W}$
	ケース・フィン間 (Case to Fin)	case to fin (FCQ20A type)	—	—	1.5	$^\circ\text{C}/\text{W}$

■定格・特性曲線

FIG.1

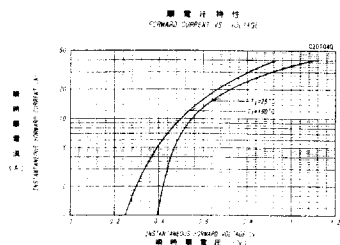


FIG.4

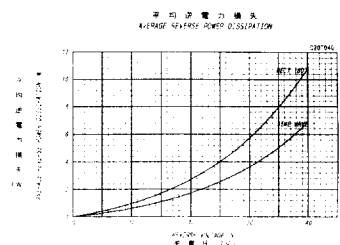


FIG.7

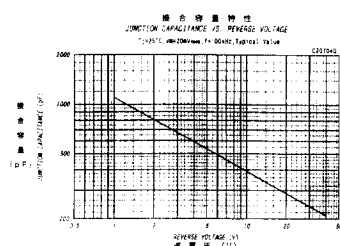


FIG.2

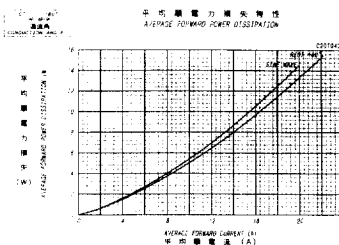


FIG.5

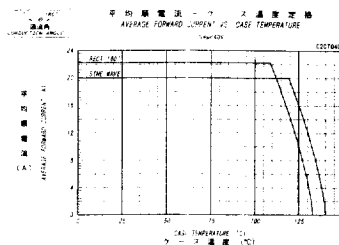


FIG.3

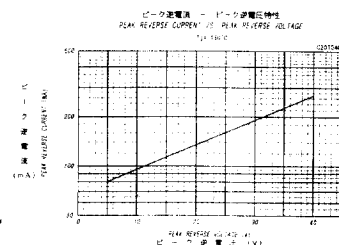
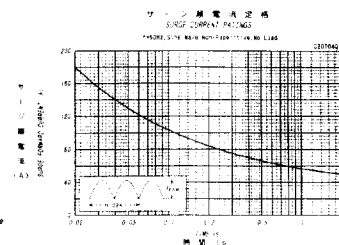
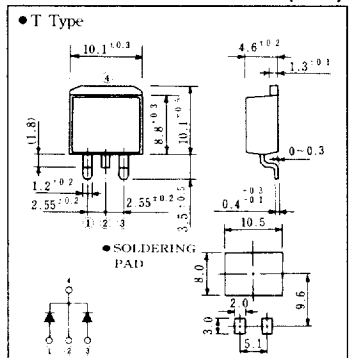


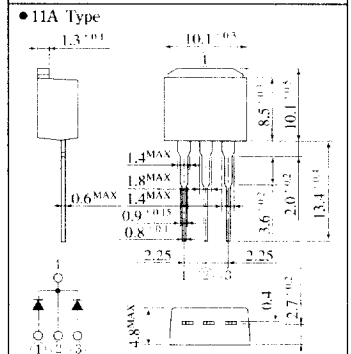
FIG.6



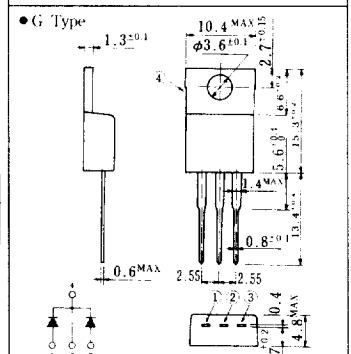
■OUTLINE DRAWING(mm)



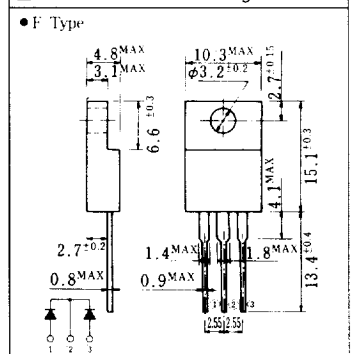
■APPROX. NET WEIGHT:1.4g



■APPROX. NET WEIGHT:1.45g



■APPROX. NET WEIGHT:1.9g



■APPROX. NET WEIGHT:1.75g

