
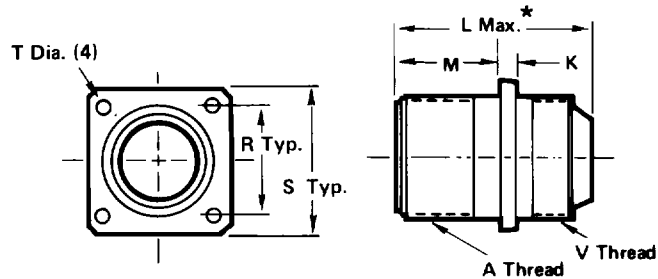


MS3400 CINCH M00

Receptacle, wall mounting, front release, crimp contacts

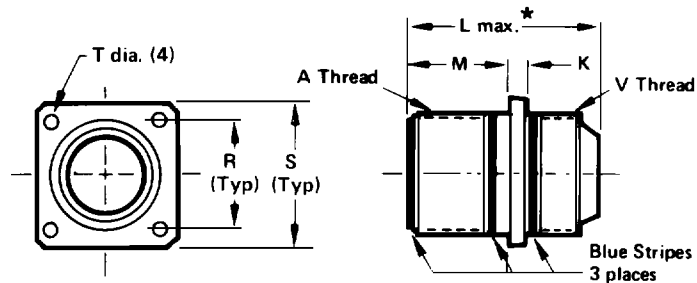


Dimensions (inches)



MS3450

Receptacle, wall mounting, rear release, crimp contacts



Shell Size	A Thread Class 2A	K ±.015	L* Max.	M +.031 - .000	R ±.005	S ±.031	T +.010 - .005 Class DLW	V Thread Class 2A
8S	1/2-28 UNEF	.083	1.925	.562	.594	.815	.120 .150 Class K	1/2-20 UNEF
10S	5/8-24 UNEF	.083	1.925	.562	.719	1.000	.120 .150 Class K	5/8-24 UNEF
10SL	5/8-24 UNEF	.083	1.925	.562	.719	1.000	.120 .150 Class K	5/8-24 UNEF
12S	3/4-20 UNEF	.083	1.925	.562	.812	1.094	.120 .150 Class K	3/4-20 UNEF
12	3/4-20 UNEF	.083	1.925	.750	.812	1.094	.120 .150 Class K	3/4-20 UNEF
14S	7/8-20 UNEF	.083	1.925	.562	.906	1.188	.120 .150 Class K	7/8-20 UNEF
14	7/8-20 UNEF	.083	1.925	.750	.906	1.188	.120 .150 Class K	7/8-20 UNEF
16S	1-20 UNEF	.083	1.925	.562	.969	1.281	.120 .150 Class K	1-20 UNEF
16	1-20 UNEF	.083	1.925	.750	.969	1.281	.120 .150 Class K	1-20 UNEF
18	1-1/8-18 UNEF	.125	1.925	.750	1.062	1.375	.120 .177 Class K	1-1/16-18 UNEF
20	1-1/4-18 UNEF	.125	1.950	.750	1.156	1.500	.120 .177 Class K	1-3/16-18 UNEF
22	1-3/8-18 UNEF	.125	1.950	.750	1.250	1.625	.120 .177 Class K	1-5/16-18 UNEF
24	1-1/2-18 UNEF	.125	1.950	.812	1.375	1.750	.147 .177 Class K	1-7/16-18 UNEF
28	1-3/4-18 UNS	.125	1.950	.812	1.562	2.000	.147 .177 Class K	1-3/4-18 UNS
32	2-18 UNS	.125	1.950	.875	1.750	2.250	.173 .209 Class K	2-18 UNS
36	2-1/4-16 UN	.125	1.950	.875	1.938	2.500	.173 .209 Class K	2-1/4-16 UN
40	2-1/2-16 UN	.125	1.950	.875	2.188	2.750	.173 .209 Class K	2-1/2-16 UN
44	2-3/4-16 UN	.125	1.950	.875	2.375	3.000	.173 .209 Class K	2-3/4-16 UN
48	3-16 UN	.125	1.950	.875	2.625	3.250	.173 .209 Class K	3-16 UN

* Add .445 for size no. 0 contacts.

Dimensions subject to change without notice.