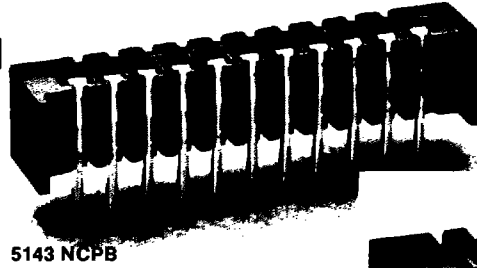


# .100" (2,54 mm) Center Round Conductor Flat Cable Connector




## 5143 NAPB Right Angle Solder Tail 5143 NCPB Straight Solder Tail

- Low profile
- UL 94V-0 glass filled polyester
- 3-25 Circuits
- .004" (0,1mm<sup>2</sup>) (AWG #27) top coated stranded or solid conductor
- Pre-tinned phosphor bronze
- Completely eliminates flux intrusion



5143 NCPB

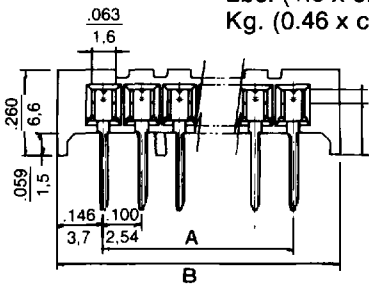


5143 NAPB

### Specifications and Dimensions

Max. Insertion

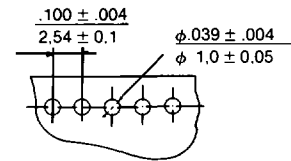
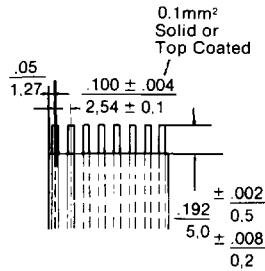
Force — Newtons (4.5 x ckt.)  
Lbs. (1.0 x ckt.)  
Kg. (0.46 x ckt.)



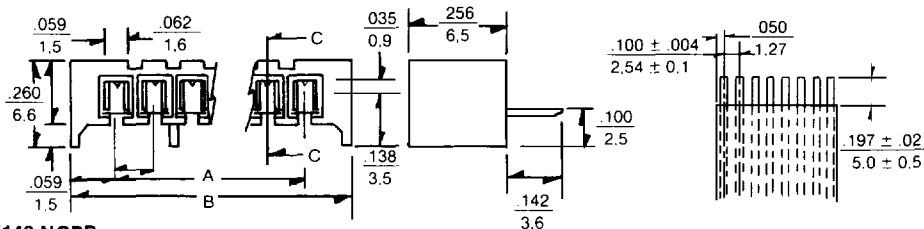
5143 NAPB

Min. Initial

Extraction Force — Newtons (0.59 x ckt.)  
Lbs. (0.13 x ckt.)  
Kg. (0.06 x ckt.)



P.C. Board Hole Dimensions



5143 NCPB

### Dimensions Straight and Right Angle Versions

									Inches mm		
Circuits	Dim. A	Dim. B	Circuits	Dim. A	Dim. B	Circuits	Dim. A	Dim. B	Circuits	Dim. A	Dim. B
3	.200 5.08	.491 12.48	9	.800 20.32	1.091 27.72	15	1.400 35.56	1.691 42.96	21	2.000 50.80	2.291 58.20
4	.300 7.62	.591 15.02	10	.900 22.86	1.191 30.26	16	1.500 38.10	1.791 45.50	22	2.100 53.34	2.391 60.74
5	.400 10.16	.691 17.56	11	1.000 25.40	1.291 32.80	17	1.600 40.64	1.891 48.04	23	2.200 55.88	2.491 63.28
6	.500 12.70	.791 20.10	12	1.100 27.94	1.391 35.34	18	1.700 43.18	1.991 50.58	24	2.300 58.42	2.591 65.82
7	.600 15.24	.891 22.64	13	1.200 30.48	1.491 37.88	19	1.800 45.72	2.091 53.12	25	2.400 60.96	2.691 68.36
8	.700 17.78	.991 25.18	14	1.300 33.02	1.591 40.42	20	1.900 48.26	2.191 55.66			

### Ordering Information 5143 NAPB (Right Angle)

Order No.
22-15-3XX5
Replace "XX" with number of circuits, 03-25

### Ordering Information 5143 NCPB (Straight)

Order No.
22-02-3XX6
Replace "XX" with number of circuits, 03-25

