


FPC Connector

FP-03U Series 0.3mm Spacing (SMT)



■ Features

1. Convenient top contact design.
2. Only 1.8 mm high when mounted.
3. False FPC holding mechanism provided for ease in operation.
4. Compatible with 0.2±0.03mm thick FPC.
5. Positive locking by a mere one-touch sliding action due to the cover provided.
6. A lead-free product < *() excepted >.

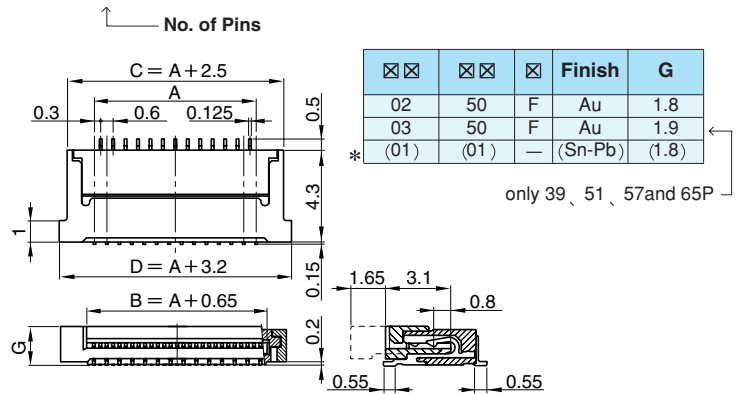
■ Specifications

1. Rating : 0.3A, 50V AC/DC
2. Contact Resistance : 30mΩ, max.
3. Insulation Resistance : 100MΩ, min. at 100V DC
4. Withstanding Voltage : 100V AC for one minute
5. Operating Temperature Range : -40°C to +85°C

■ Material and Plating

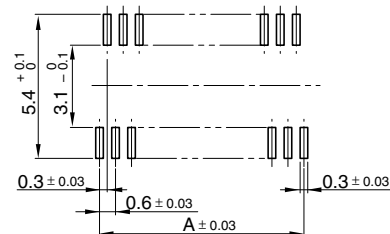
- Housing : Liquid Crystal Polymer (LCP), Natural Color, 94V-0
- Cover : Polyphenylene Sulfide (PPS), Black, 94V-0
- Contact : Copper Alloy

● CFP75 □ □ - □ □ □ □ □ □

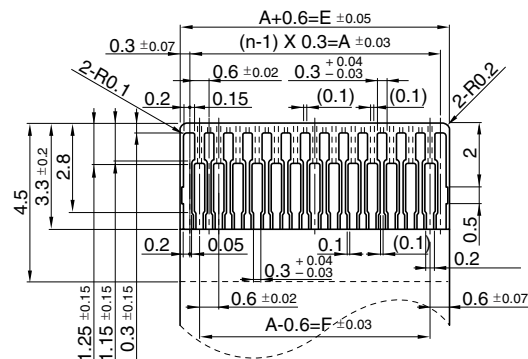


□ □ No. of Pins	A	B	C	D	E	F
17	4.8	5.45	7.3	8.0	5.4	4.2
21	6.0	6.65	8.5	9.2	6.6	5.4
27	7.8	8.45	10.3	11.0	8.4	7.2
33	9.6	10.25	12.1	12.8	10.2	9.0
39	11.4	12.05	13.9	14.6	12.0	10.8
45	13.2	13.85	15.7	16.4	13.8	12.6
51	15.0	15.65	17.5	18.2	15.6	14.4
57	16.8	17.45	19.3	20.0	17.4	16.2
65	19.2	19.85	21.7	22.4	19.8	18.6

■ P.C. Board Dimension



■ Applicable FPC Dimension (t=0.2±0.03)



* (FPC plating (Sn-Pb) to recommend
Finish Sn : Pb=9 : 1
Thickness 1~5μm)