

Straight through hole type male connector for PCB FFC-()NSM()()

2.54 mm pitch connector

For PCB

Straight Through hole

RoHS

Contact structure is designed to prevent flux entry during contact soldering.

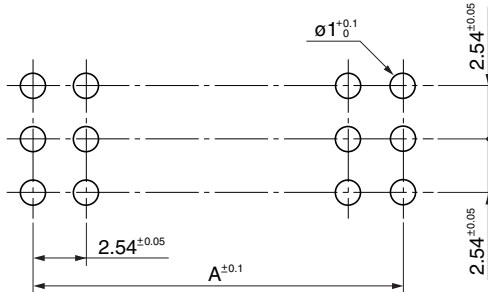
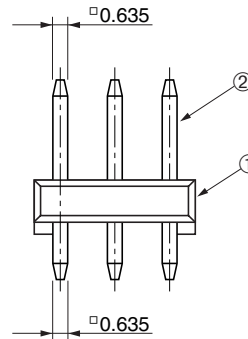
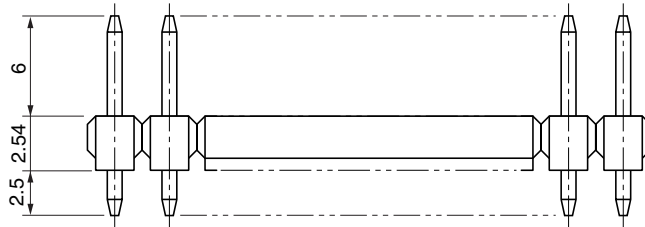
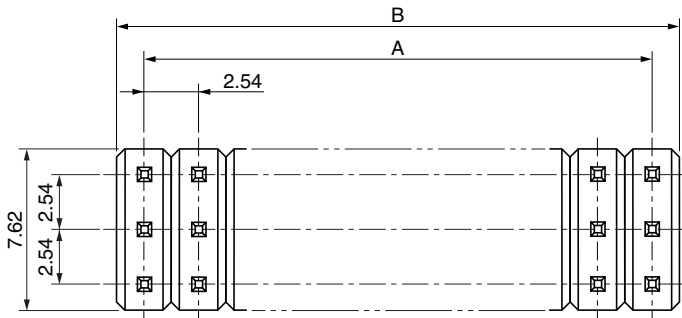


● Configuration of product Part No.

FFC- () NSM () ()

① ② ③ ④ ⑤

- ① Series name
- ② No. of contacts: 3-120
- ③ Type of contact
NSM: 0.635 square contacts, triple row type, contact structure is designed to prevent flux entry during contact soldering.
- ④ Contact plating
1 : Gold plate
21: Tin copper plate
- ⑤ Insulator color
Blank: Blue
B : Black



Recommended PCB layout

● Dimensions

No. of contacts	A	B
3	-	2.54
6	2.54	5.08
9	5.08	7.62
12	7.62	10.16
15	10.16	12.70
18	12.70	15.24
21	15.24	17.78
24	17.78	20.32
27	20.32	22.86
30	22.86	25.40
33	25.40	27.94
36	27.94	30.48
39	30.48	33.02
42	33.02	35.56
45	35.56	38.10
48	38.10	40.64
51	40.64	43.18
54	43.18	45.72
57	45.72	48.26
60	48.26	50.80
63	50.80	53.34
66	53.34	55.88
69	55.88	58.42
72	58.42	60.96
75	60.96	63.50
78	63.50	66.04
81	66.04	68.58
84	68.58	71.12
87	71.12	73.66
90	73.66	76.20
93	76.20	78.74
96	78.74	81.28
99	81.28	83.82
102	83.82	86.36
105	86.36	88.90
108	88.90	91.44
111	91.44	93.98
114	93.98	96.52
117	96.52	99.06
120	99.06	101.60

● Components

①	Insulator
②	Contact

Mating connectors: DIC series female connector