

REVISION AA

PLOT SCALE: 1=.525/ DIMSCALE: 1=.400

PATENT NUMBERS  
8159045

DIMENSIONS ARE IN INCHES UNLESS OTHERWISE NOTED TOLERANCES ARE:  
ONE PLACE DECIMALS ±.1[2.54] THREE PLACE DECIMALS ±.005[.13]  
TWO PLACE DECIMALS ±.01[.25] FOUR PLACE DECIMALS ±.0020[.051] ANGLES ±1°

TITLE: .050 FLEX CARD GUIDE SYSTEM ASSEMBLY

DWG NO: FCF-1XX-XX-XX-X-XX-XX-X SHEET 1 OF 3

DO NOT SCALE FROM THIS PRINT

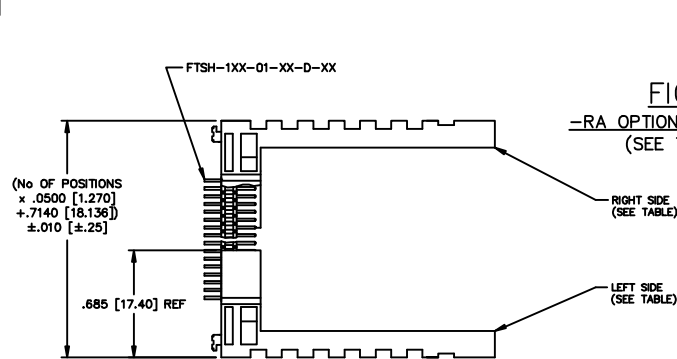
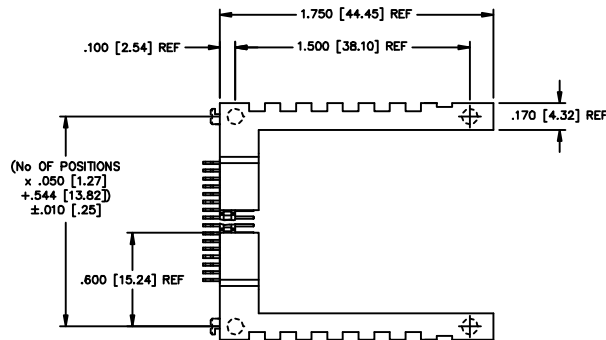
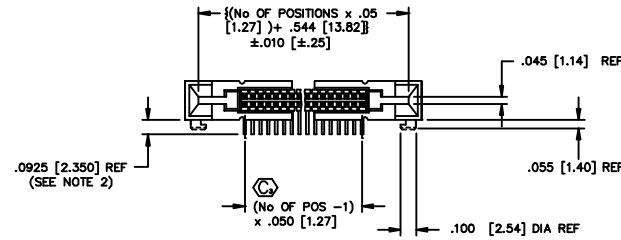
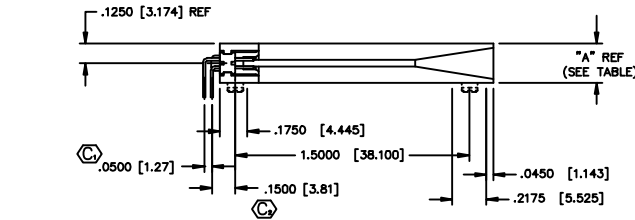
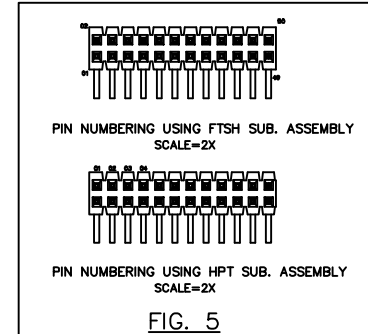


FIG. 1  
-RA OPTION (-02 SHOWN)  
(SEE TABLE 2)



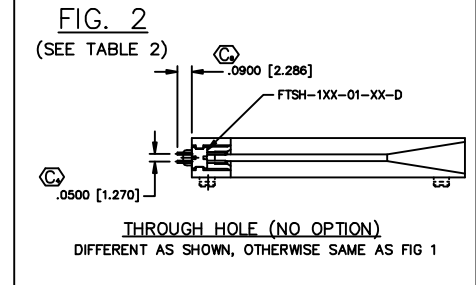
- FCF-1XX-XX-XX-X-XX-XX-X
- No. OF POSITIONS
    - 14 THRU -50 (PER ROW)
  - LEAD STYLE
    - 02: (SEE TABLE 2 FOR SUB-ASSEMBLES)
    - 03: DEVIATED (SEE SHEET 2) (SEE TABLE 2 FOR SUB-ASSEMBLES)
  - PLATING SPECIFICATION
    - F: FLASH SELECTIVE GOLD (USE T-1S15-03-F) FTSH SUB-ASSEMBLY ONLY
    - L: LIGHT SELECTIVE GOLD (USE T-1S15-03-L)
    - S: SELECTIVE (USE T-1S15-03-S)
    - FM: FLASH SELECTIVE GOLD, MATTE TIN TAILS (USE T-1S15-03-F) FTSH SUB-ASSEMBLY ONLY
    - LM: LIGHT SELECTIVE GOLD, MATTE TIN TAILS (USE T-1S15-03-L)
    - SM: SELECTIVE, MATTE TIN TAILS (USE T-1S15-03-S)
  - OPTION
    - SL: SOLDER LOCKS
  - OPTIONS
    - RA: RIGHT ANGLE (SEE FIG. 1)
    - HP: HOT PLUGGABLE (SEE FIGS. 3 & 4, SHT. 3) (AVAILABLE ON 25 & 34 POS. ASSEMBLES ONLY)
    - LEAVE BLANK FOR THROUGH HOLE (THROUGH HOLE AVAILABLE ON LEAD STYLE -02 ONLY, SEE FIG 2)
  - CARD THICKNESS
    - 01: .031
  - ROW SPECIFICATION
    - D: DOUBLE



- NOTE:
1. PARTS TO BE LAYER PACKAGED.
  2. FOR FINISHED INSPECTION ONLY, MEASURE FROM BOTTOM OF BODY TO TIP OF PIN.
  3. Ⓢ REPRESENTS A CRITICAL DIMENSION.
  4. ALL FTSH SUB-ASSEMBLES MUST HAVE .120 POS.
  5. SEE TABLE 2 SHEET 1 OF SUB-ASSEMBLY PRINT FOR TAIL SHEAR DIMENSION.

TABLE 2  
(SEE NOTE-4 AND -5) ☒

LEAD STYLE	TAIL OPTION	* SUB-ASSEMBLY
-02	-RA	FTSH-1XX-01-XX-D-FC
-03	-RA	FTSH-1XX-01-XX-D-FE
-02	-HP (25 POS.)	HPT-125-01-XX-D-FC
-03	-HP (25 POS.)	HPT-125-01-XX-D-FE
-02	-HP (34 POS.)	HPT-134-01-XX-D-FC
-03	-HP (34 POS.)	HPT-134-01-XX-D-FE
-02	THROUGH HOLE	FTSH-1XX-01-XX-D



\* MUST PULL SUB-ASSEMBLY PRINT TO BUILD SUB-ASSEMBLY.

PROPRIETARY NOTE  
THIS DOCUMENT CONTAINS INFORMATION CONFIDENTIAL AND PROPRIETARY TO SAMTEC INC. AND SHALL NOT BE REPRODUCED OR TRANSMITTED TO OTHER DOCUMENTS OR INCLUDED TO OTHERS OR USED FOR ANY PURPOSE OTHER THAN THAT FOR WHICH IT WAS OBTAINED WITHOUT THE EXPRESSED WRITTEN CONSENT OF SAMTEC INC.

TABLE 1

LEAD STYLE	"A"	RIGHT (SL OPTION)	RIGHT (NO OPTION)	LEFT (SL OPTION)	LEFT (NO OPTION)
-02	.250	CGD-050-R-02-SL	CGD-050-R-02	CGD-050-L-02-SL	CGD-050-L-02
-03	.375	CGD-050-R-03-SL	CGD-050-R-03	CGD-050-L-03-SL	CGD-050-L-03

EXISPROD\ASSEMBLY\050 FCF-ASM  
**samtec**  
520 PARK EAST BLVD. NEW ALBANY, INDIANA 47150  
PHONE (812) 944-8733 P.O. BOX 1147  
CODE 55322

MADE BY: PURVIS 12-17-96 FCF-1XX-XX-XX-X-XX-XX-X SHEET 1 OF 3