
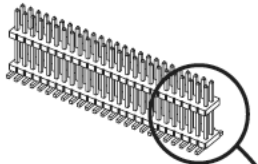
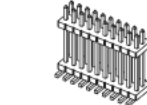




FW-25-03-G-D-163-120



FW-20-05-G-D-500-075



FW-10-03-G-D-233-075



Surface  
**SMT**  
Mount

# .050" BOARD STACKER FW SERIES

## SPECIFICATIONS

For complete specifications and recommended PCB layouts see [www.samtec.com?FW](http://www.samtec.com?FW)

**Insulator Material:**  
Black Liquid Crystal Polymer



**Terminal Material:**  
Phosphor Bronze



**Plating:**  
Sn or Au over 50µ" (1,27µm) Ni

**Current Rating:**  
1.75A @ 80°C ambient

**Operating Temp Range:**  
-55°C to +125°C

**RoHS Compliant:**  
Yes

**Processing:**  
Max Processing Temp:

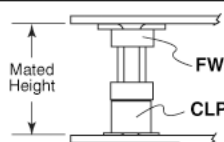
230°C for 60 seconds, or  
260°C for 20 seconds 3x

**Lead-Free Solderable:**  
Yes

**SMT Lead Coplanarity:**  
(0,10mm) .004" max (02-30)  
(0,15mm) .006" max (31-50)

Mates with:  
CLP, FFSD, FLE

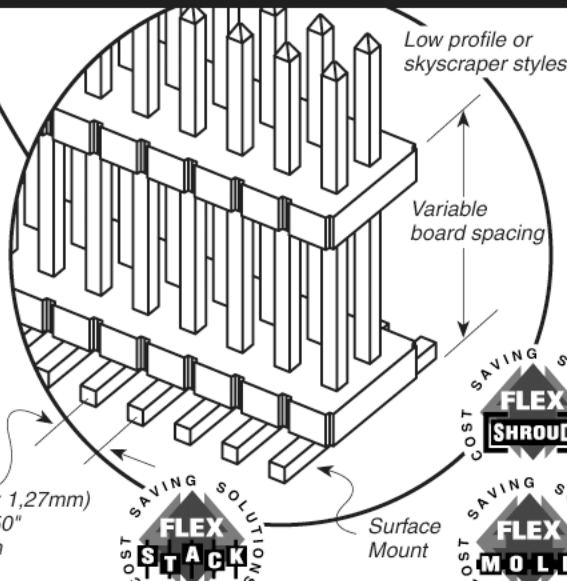
## APPLICATIONS



Lead Style		Mated Height
FW	CLP	
FW-XX-03-X-X-233-065	-02	(8,13) .320
FW-XX-03-X-X-303-065		(9,91) .390

## APPLICATION SPECIFIC OPTION

Single row option available.  
Call Samtec.

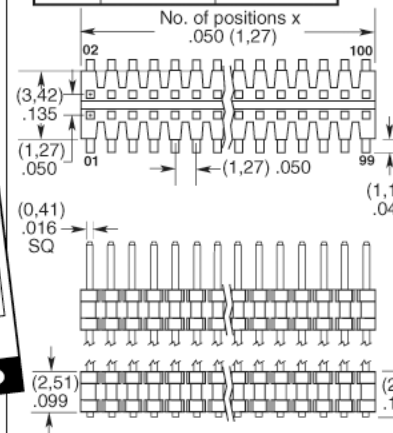


FW	NO. PINS PER ROW	LEAD STYLE	PLATING OPTION	D	STACKER HEIGHT	POST HEIGHT	OPTION
----	------------------	------------	----------------	---	----------------	-------------	--------

02 thru 50

Specify LEAD STYLE from chart

LEAD STYLE	STACKER HEIGHT	STACKER + POST
-03	(5,46) .215 to (8,51) .335	(7,11) .280 to (10,16) .400
-05	(8,64) .340 to (15,49) .610	(10,29) .405 to (17,15) .675



- G**  
= 10µ" (0,25µm) Gold on post, Gold flash on tail
- L**  
= 10µ" (0,25µm) Gold on post, Matte Tin on tail
- F**  
= Gold flash on post, Matte Tin on tail

**-“XXX”**  
= Stacker Height (in inches)  
Example: -250 = (6,35mm) .250"

**-“XXX”**  
= Post Height (in inches)  
(1,65mm) .065" minimum  
Example: -065 = (1,65mm) .065"

**-ES**  
= End Shroud (-075 post height only. Mate only with CLP.) (5,46mm) .215" to (15,49mm) .610" stacker height only 9 pins/row min.

**-EP**  
= End Shroud with Guide Post (-075 post height only. Mate only with CLP.) (5,46mm) .215" to (15,49mm) .610" stacker height only 9 pins/row min.

**-A**  
= Alignment Pin (3 positions min.) (5,46mm) .215" to (15,75mm) .620" stacker height only

**-P**  
= Pick & Place Pad (5 positions min.)

**-TR**  
= Tape & Reel (Post+Stacker Height = (17,46mm) .6875 max.)

**TAPE & REEL AVAILABILITY**  
No tooling charges.  
125 piece minimum order.  
Order any quantity above minimum.  
In-house design, manufacture.  
Quick turn-around.  
Call Samtec for specifications and ordering information.

Note: This Series is non-standard, non-returnable.

Due to technical progress, all designs, specifications and components are subject to change without notice.

WWW.SAMTEC.COM