

REVISION A

DO NOT SCALE
FROM THIS PRINT

DSM-VT-X-XX-S-X-XX-XX

TYPE

-VT: Vertical
Through Hole

SHELL SIZE/POSITION

-E-09 -A-15
-B-25 -C-37

GENDER

-S: Socket

MOUNTING FACE

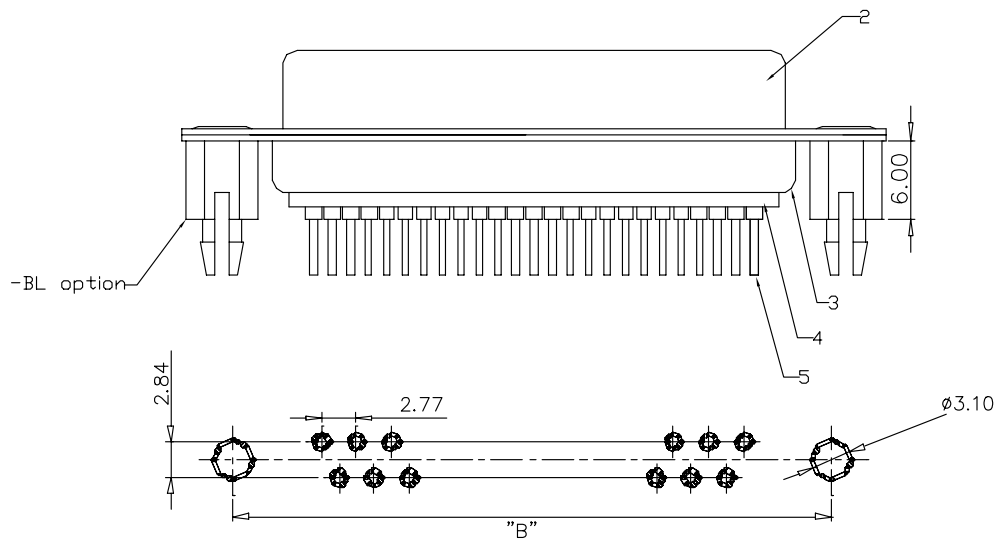
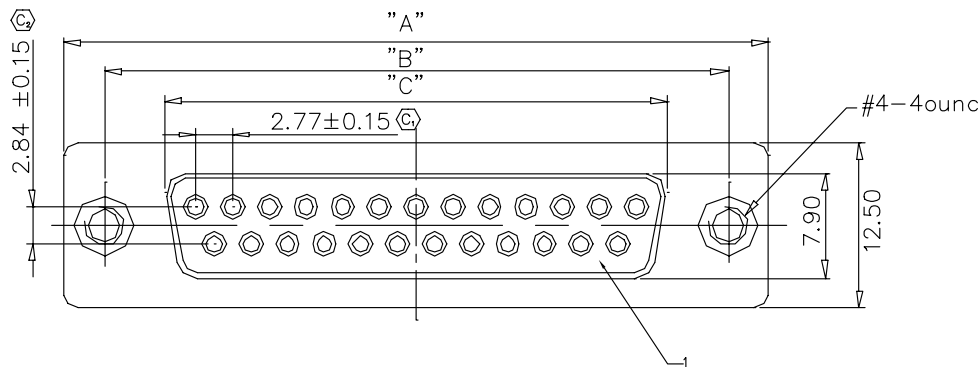
-FT: Flushed Threaded Inserts
-RJ: Removable Jack Screws
-MT: M2.6 Metric Threaded Inserts
-MJ: -MT option with removable
M2.6 Jackscrews

BOARD MOUNT

-TB: Threaded Bushing
-BL: Board Lock

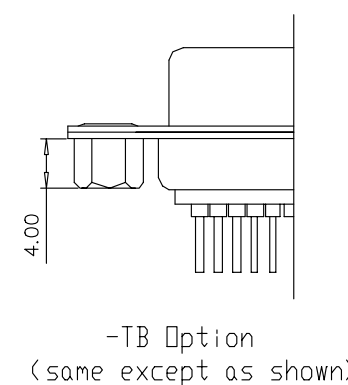
PLATING

-F: Flash
-S: .000010" Gold



PCB Layout
Top View

B.O.M.	
1	DSMH-XX-S-F
2	DSMS-XX-S-N
3	DSMS-XX-S-R
4	DSMH-XX-S-R
5	C-200-XX-X



Position	"A"	"B"	"E"
E-09	30.81	24.99	16.33
A-15	39.14	33.32	24.66
B-25	53.04	47.04	38.38
C-37	69.32	63.50	54.84

NOTES:
1. (C) REPRESENTS CRITICAL DIMENSION.

UNLESS OTHERWISE SPECIFIED,
DIMENSIONS ARE IN MM.
TOLERANCES ARE:

DECIMALS ANGLES
.X: ±.40 2°
.XX: ±.25
.XXX: ±.15

PROPRIETARY NOTE
THIS DOCUMENT CONTAINS INFORMATION
CONFIDENTIAL AND PROPRIETARY TO
SAMTEC INC. AND SHALL NOT BE
REPRODUCED OR TRANSFERRED TO
OTHER DOCUMENTS OR DISCLOSED TO
OTHERS OR USED FOR ANY PURPOSE
OTHER THAN THAT FOR WHICH IT WAS
OBTAINED WITHOUT THE EXPRESSED
WRITTEN CONSENT OF SAMTEC INC.

DO NOT SCALE DRAWING
INSULATOR: PBT, UL 94V-0 Rated, Black
CONTACT OR TERMINAL: Brass
SHIELD: Steel

MAX FLASH ALLOWED: .051
MAX GATE VESTIGE: .051

F:\DWG\misc\mktg

SHEET SCALE: 1:2

DESCRIPTION:
Vertical D-Sub Socket

DWG. NO.
DSM-VT-X-XX-S-X-XX-XX

BY: J. Riley 03/16/04 SHEET 1 OF 1

samtec

520 PARK EAST BLVD. NEW ALBANY, IN 47150
(812) 944-6733 P.O. BOX 1147 TWX: 810-540-4085

CODE: 55322