
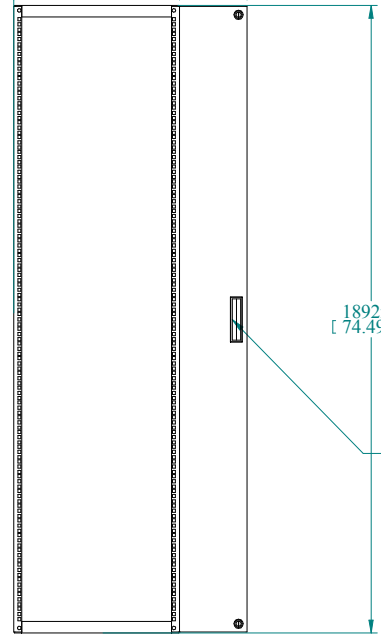


ISOMETRIC VIEW



TOP VIEW

704mm
[27.7in]
500mm
[19.7in]



FRONT VIEW

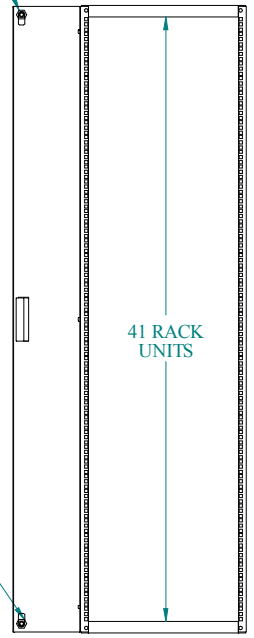
1892mm
[74.49in]

HANDLE

PART NUMBERS	
HMESWF208	PAINTED TEXTURED GRAY RAL 7035

NOTES
Rails punched for square holed cage nuts Requires swing kit sold separately See Hammond Website for Additional Accessories

SLOTTED 1/4 TURN



REAR VIEW

41 RACK
UNITS

57mm
[2.25in]



L.S. VIEW

SLOTTED 1/4 TURN

Data subject to change without notice. Isometric drawing not to scale.



**HAMMOND
MANUFACTURING™**
www.hammondmfg.com
PART NO. HMESWF208