LEADERSHIP in Connector Design

KYCON

DC POWER CONNECTORS

KPJX / KPPX Series

KPPX/KPJX Series
Snap and Lock PCB and Cable Mount

Features

LR78160

- Laptop Computers, Power Supplies and Other Portable Digital Equipment Applications
- Snap and Lock Feature Helps to Prevent Accidental Disconnects
- 3 or 4 Pins Transmit Power, or One Pin Can be Used For Signal Transmission
- For Signal and DC Power Applications
- Plugs Supplied in Kits Ready for Assembly
- CSA/NRTL Certified File No. LR78160

Performance Specifications

Materials and Finish

Jack
Shield: Tin Plated
Body: PBT UL94 V-0 Rated
HT Body: High Temperature Thermoplastic,UL94 V-0 Rated
Plug
Body: ABS, UL 94HB Rated
Insert: Nylon, UL 94HB Rated

Electrical Characteristics

Contact Rating
3 Position: Pin 1 and 2, 24V DC at 7.5A Max.,
Pin 3, 24V DC 1.0A Max.
4 Position: 24V DC 7.5A Max. for all Pins
Insulation Resistance: 50 Megohms Min. at 250V DC
Dielectric Withstanding Voltage: 500V AC for 1 Minute
Contact Resistance: 30 milliohms Max.

Mechanical Characteristics

Durability Test: 1000 Cycles
Suggested Wire Awg.: #18 for Power Wires, #24 for Signal Wire

Ordering Information

Series	Mounting Option	No of Contacts	Contact Type	Shield Option

Series
KPJX - Right Angle Receptacle
KPJX-CM - Receptacle,Cable Mount
KPJX-PM - Receptacle,Panel Mount
KPJXHT - High Temp Right Angle Receptacle
KPPX - Snap and Lock DC Power Plug Cable Mount

Number of Contacts
3 Pin
4 Pin

Contact Type
S - Socket (KPJX Only)
P - Plug (KPPX Only)

Shield Option
Blank - Non-Shielded
S - Shielded (KPJX, KPJX-PM and KPJXHT only)

KPJX-3S

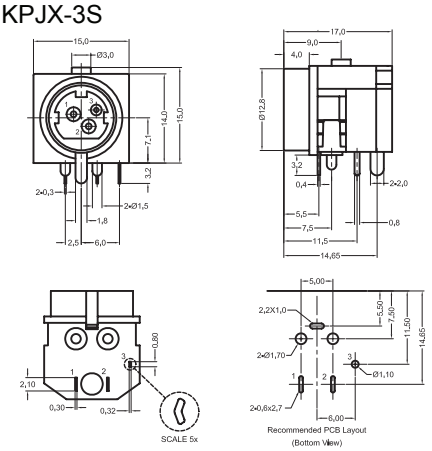

KPPX-xP

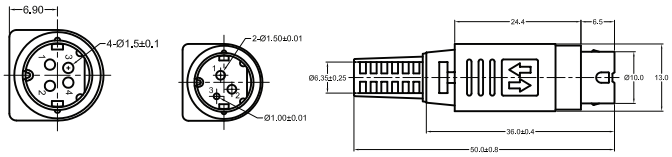

DC POWER CONNECTORS
KPJX / KPPX Series

KPJX-CM-xS

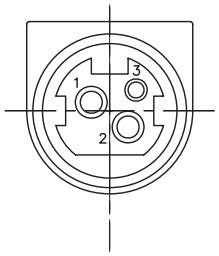

3 PIN CONFIGURATION

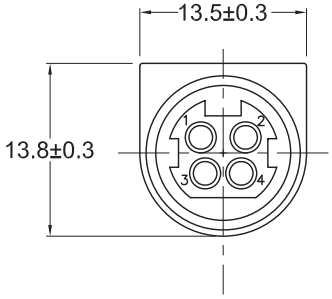

4 PIN CONFIGURATION

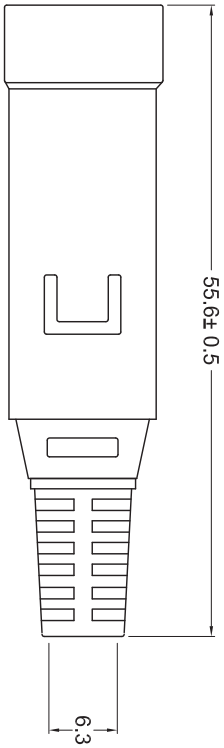

KPJX-PM-3S

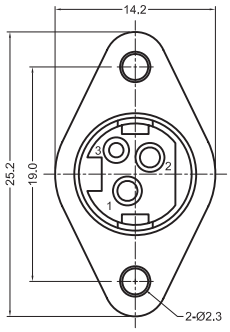

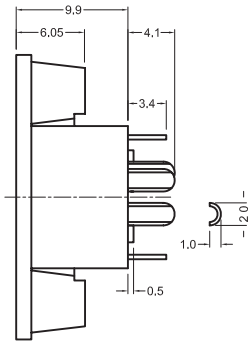

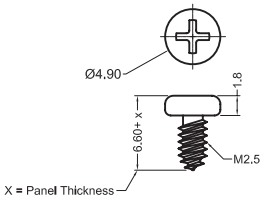

Recommended Mounting Screw

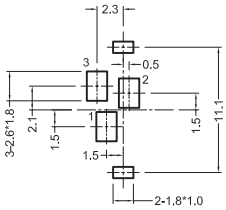

Recommended PCB Layout

KPJX-PM-4S

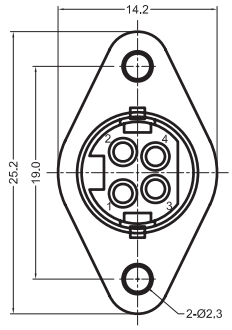

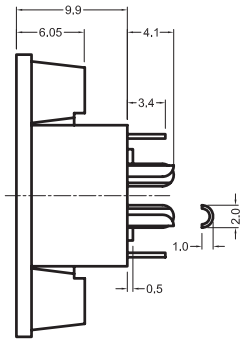

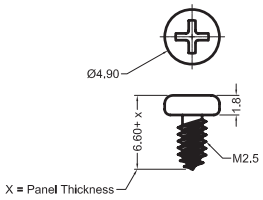

Recommended Mounting Screw

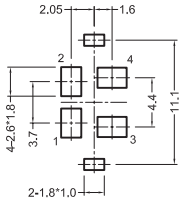

Recommended PCB Layout