

SWITCHING TYPE POWER SUPPLY APPLICATION
CONVERTER & CHOPPER APPLICATION.

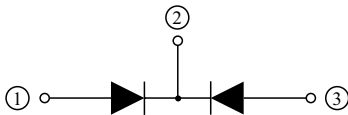
FEATURES

- Ultra-Fast Recovery Time for High Efficiency.
- Low Forward Voltage Drop, High Current Capability, and Low Power Loss.

APPLICATION

- Switching Power Supply.
- Home Appliances, Office Equipment.
- Telecommunication, Factory Automation.

POLARITY



MAXIMUM RATINGS (Ta=25 °C)

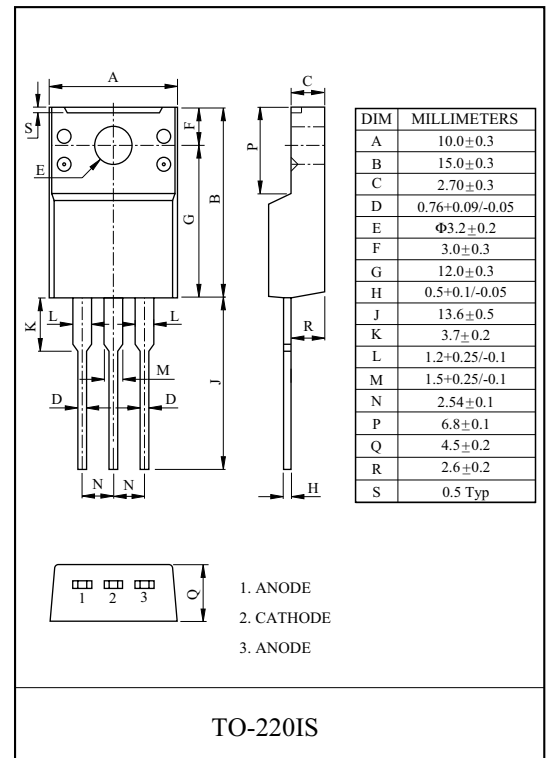
CHARACTERISTIC	SYMBOL	RATING	UNIT
Repetitive Peak Reverse Voltage	V_{RRM}	350	V
Average Output Rectified Current (Tc=94 °C) (Note1)	I_O	20	A
Peak One Cycle Surge Forward Current (Non-Repetitive)	I_{FSM}	100 (60Hz)	A
Junction Temperature	T_j	150	
Storage Temperature Range	T_{stg}	-55~150	

(Note1) : Average forward current of centertap full wave connection.

ELECTRICAL CHARACTERISTICS (Ta=25 °C)

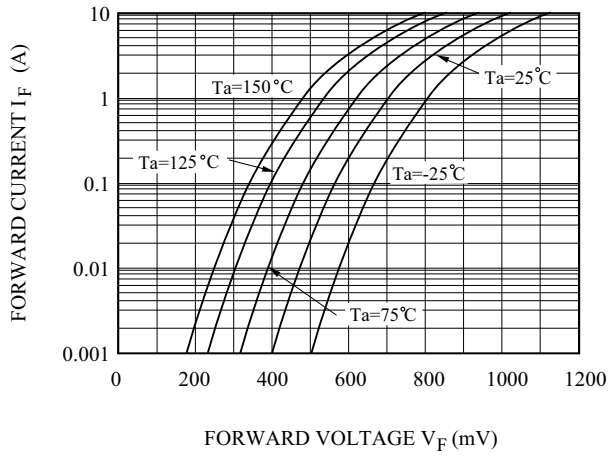
CHARACTERISTIC	SYMBOL	TEST CONDITION	MIN.	TYP.	MAX.	UNIT
Peak Forward Voltage (Note2)	V_{FM}	$I_{FM}=10A$	-	-	1.3	V
Reverse Current (Note2)	I_{RM}	$V_{RM}=300V$	-	-	10	μA
Reverse Recovery Time (Note2)	t_{rr}	$I_F=0.5A, I_R=1A, I_{Tr}=0.25A$	-	-	45	ns
Thermal Resistance (Note2)	$R_{th(j-c)}$	Junction to Case	-	-	3	/W

(Note2) : A Value of one cell.

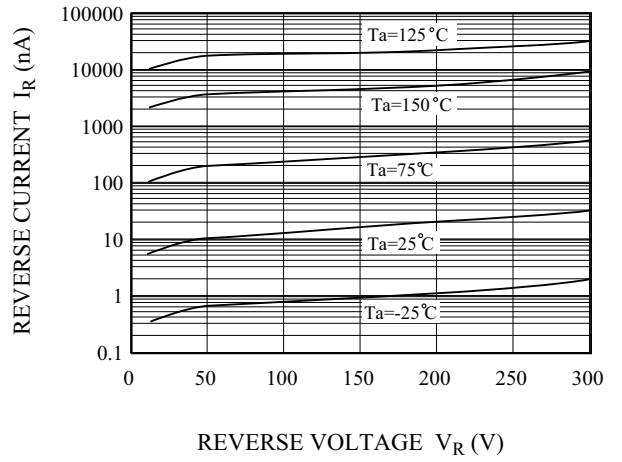


U20A3CIC

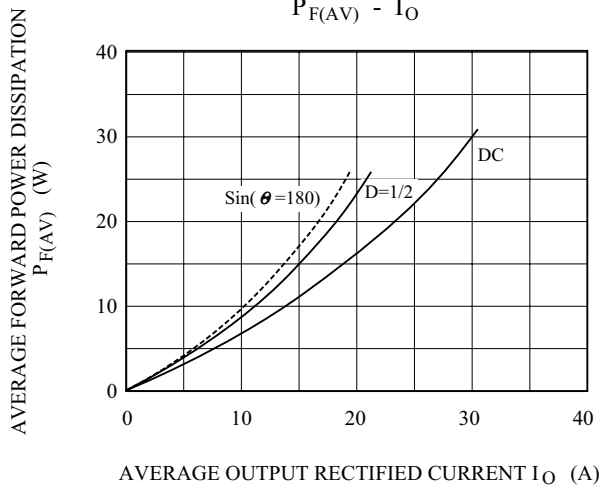
$I_F - V_F$



$I_R - V_R$



$P_{F(AV)} - I_O$



SURGE FORWARD CURRENT (NON - REPETITIVE)

