

Fig. 1

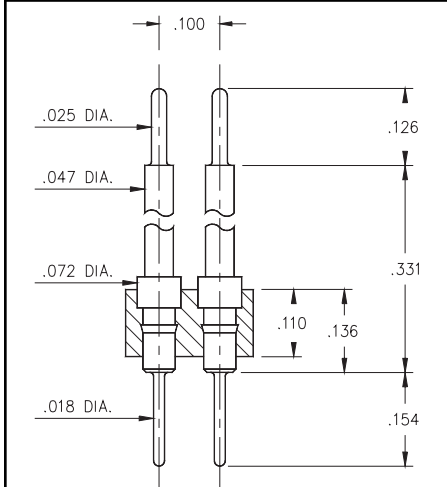


Fig. 2

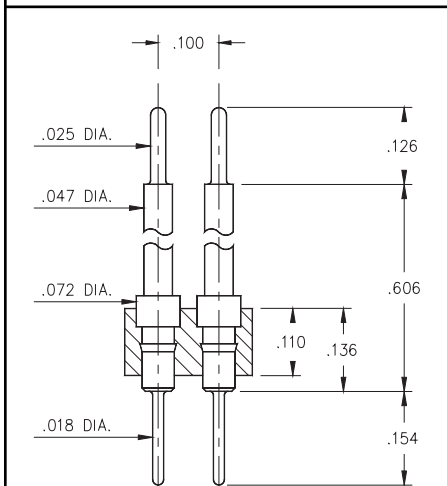



Fig. 3

- Series 451 Interconnect Header Strips come in three lengths with .018" dia. pluggable solder tails at one end and .025" dia. pins at the other. (M-M# 5503, 5504 or 5505 see page 172 for details).
- .018" pluggable solder tails are available at both ends, please see series:
 - 451...009
 - 451...010
 - 451...011
 (using M-M# 5509, 5510, 5511 pins respectively. See pages 170 & 172 for details).



Ordering Information

Fig. 1	Series 451...003 .018 / .025 Solder Tails
	451-XX-2_ _-00-003000 Specify # of pins ↳ 02-64
Fig. 2	Series 451...009 .018 / .018 Solder Tails
	451-XX-2_ _-00-009000 Specify # of pins ↳ 02-64
Fig. 3	Series 451...004 .018 / .025 Solder Tails
	451-XX-2_ _-00-004000 Specify # of pins ↳ 02-64
Fig. 3	Series 451...010 .018 / .018 Solder Tails
	451-XX-2_ _-00-010000 Specify # of pins ↳ 02-64
Fig. 3	Series 451...005 .018 / .025 Solder Tails
	451-XX-2_ _-00-005000 Specify # of pins ↳ 02-64
Fig. 3	Series 451...011 .018 / .018 Solder Tails
	451-XX-2_ _-00-011000 Specify # of pins ↳ 02-64

XX=Plating Code
See Below

For RoHS compliance, select **◇** plating code.
For the gold option (XX=10) also change part number from 451-XX-2XX-00-0XX000 to 451-10-2XX-00-0XX100



SPECIFY PLATING CODE XX=	10 ◇	90	40 ◇	
Pin Plating	10μ" Au	200μ" Sn/Pb	200μ" Sn	