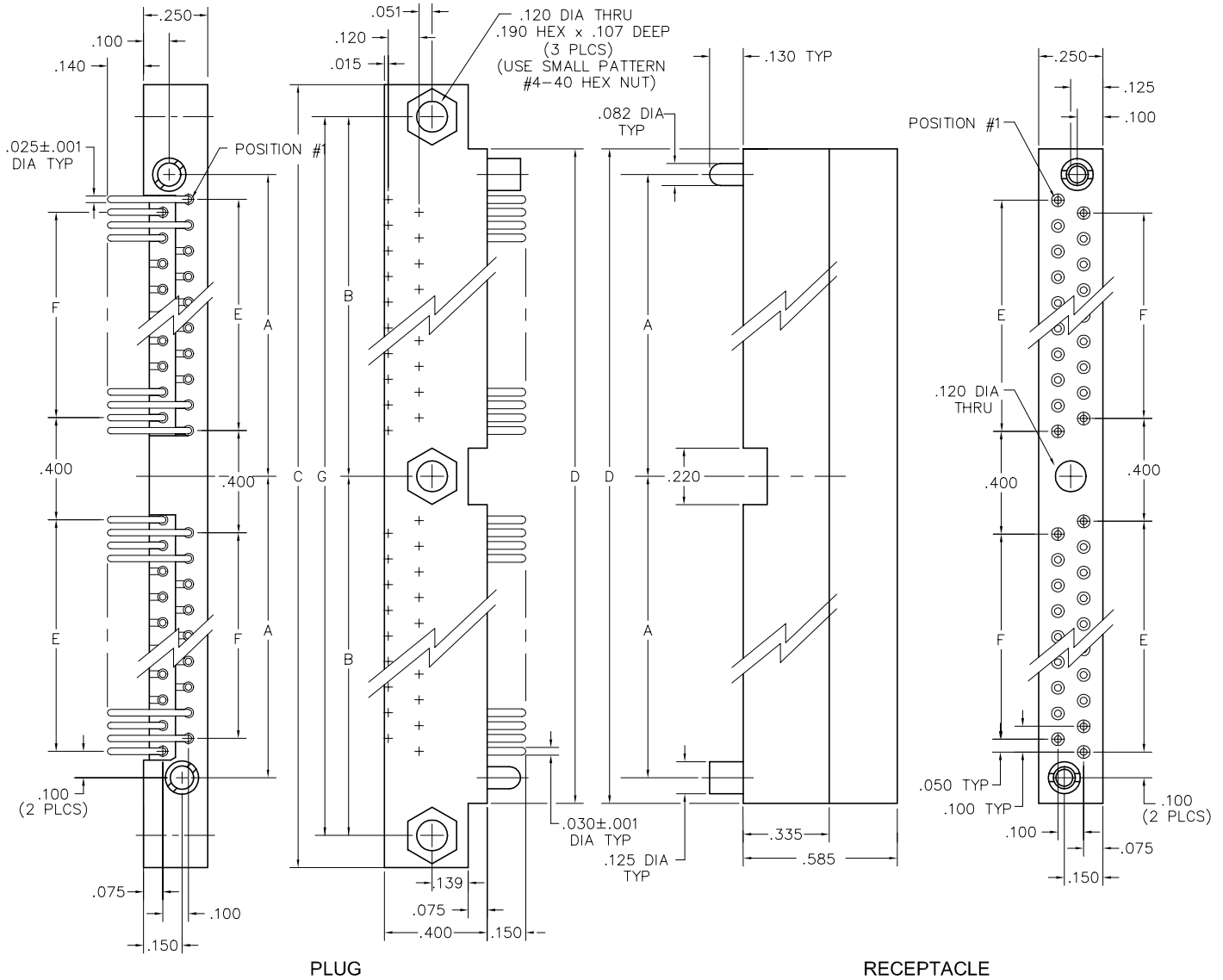
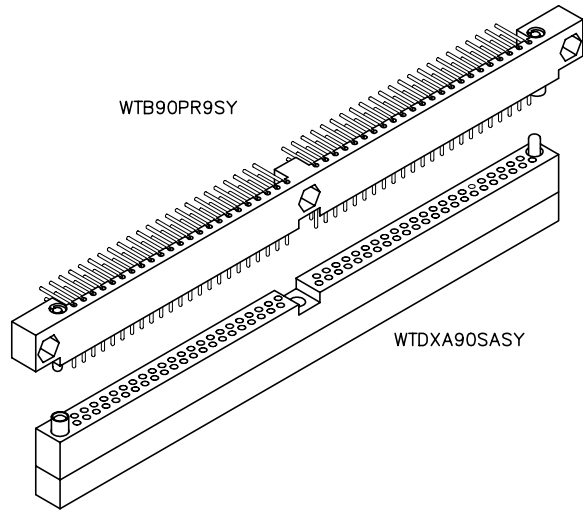


**2 • ROW
PC Card to
Board**

.100"

WTB - WTDXA

90 & 120 Contacts



DIMENSIONS							
SIZE	A	B	C	D	E	F	G
90	2.475	2.700	5.560	5.150	2.200	2.100	5.400
120	3.225	3.450	7.150	6.650	2.900	2.900	6.900

PLUG: WTB 90 PR9 SY
 RECEPTACLE: WTDXA 90 SA SY
 XXXX XX XXX XX

PLUG

RECEPTACLE

SERIES

WTB Plug, right angle, with mounting ears | WTDXA Receptacle, straight, crimp removable, without mounting ears

- WTKA and WTDXA connectors will mate with WTA, WTA V, WTB, WTB V connectors. "A" means contacts are included.

SIZE

XX Number of contacts (90 or 120) | XX Number of contacts (90 or 120)

CONTACTS

- The use of gaskets is not recommended with crimp socket contacts.
- WTKA** includes full compliment of WTK2222 (Socket or Pin) crimp removable contacts packaged with connectors. See "Contacts" under next tab to order separately.
- When using crimp contacts with 20 gage barrel, barrel must be cut off prior to removing contact from connector body.

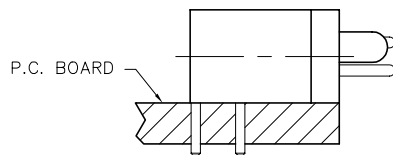
TYPE CONTACTS/TERMINATIONS:		TYPE CONTACTS/TERMINATIONS:	
PR7	Pin, right angle, dip solder, .109" x .025" dia	S	Socket, straight, crimp removable, 22 AWG
PR9	Pin, right angle, dip solder, .140" x .025" dia	SA	Same as above
PR11	Pin, right angle, dip solder, .172" x .025" dia	P	Pin, straight, crimp removable, 22 AWG
PRW40	Pin, right angle, wire wrap®, .625"		

HARDWARE

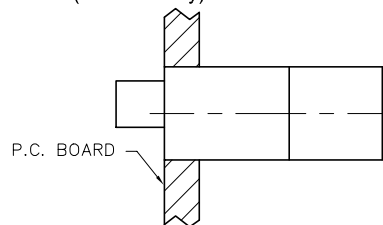
SY	Guide set	SY	Guide set
SY#	Guide set, polarized	SY#	Guide set, polarized
J	Fixed jackset	J	Fixed jackset
JT	Turning jackset, .435"	JT	Turning jackset, .500"
JTA	Turning jackset, .135"	JTA	Turning jackset, .200"
JTB	Hex turning jackset, .135"	JTB	Hex turning jackset, .200"
JTC	Hex turning jackset, .435"	JTC	Hex turning jackset, .500"
JTL	Turning jackset, long, .635"	JTL	Turning jackset, long, .700"

OPTIONS

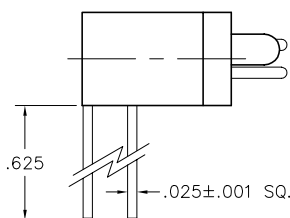
- Option Codes: Add to the end of the part number. Example: WTDXA90SSY-C45. Call factory for additional codes.
- 443 Polarizing pin installed in contact position noted by dash number. See "Polarization" under next tab. Receptacle connector only.
- 444 Contact position noted by dash number is left open (to mate with -443). Right angle only.
- 478 Drill mating side hole diameter designated by dash number (crimp only).
- 515 Polarizing pin installed in contact position noted by dash number. See "Polarization" under next tab. Receptacle connector only.
- A53 Socket, straight, crimp removable, 20 AWG
- C45 Additional .075" material at termination face for strain relief of crimped wires (22 AWG only). See Detail A below.
- F68 Combine -C45 and -515 special codes.



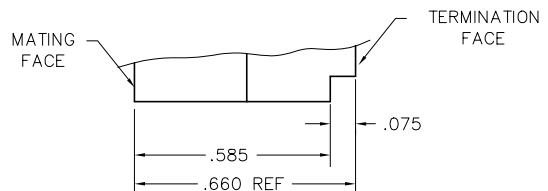
WTB90PR9SY
P.C. BOARD EXAMPLE



WTDXA90SASY
CHASSIS EXAMPLE



WTB90PRW40SY
WIRE WRAP EXAMPLE



DETAIL A