



# TRKM(78F)

## SPECIFICATION

FILE NUMBER: P-08KE201A

DATE: 2001/11/02



### ■ Features

20A switching capability

Small size auto relay

### ■ CONTACT DATA

Contact Form	1A/1C/1B	
Contact Material	AgNi, AgSnO	
Contact Ratings	NC:20A14VDC	NC:12A/14VDC
Max Switching Voltage	16VDC	
Max Switching Current	25A	
Max Switching Power	840VA/400W	
Contact Resistance	100m Ω Max	at 6VDC 1A
Life Expectancy Electrical	100,000	Operations(at30Operations/minute)
Mechanical	10,000,000	Operations

### ■ GENERAL DATA

Insulation Resistance	100M Ω Min at 500VDC	
Dielectric Strength Between Open Contacts	500VAC(for one minute)	
Between Contacts and coil	500VAC(for one minute)	
Operate Time	10ms	
Release Time	5ms	
Temperature Range	-40°C to+85 °C	
Shock Resistance	Operating Extremes	10G
	Damage Limits	100G
Vibration Resistance	10-55Hz,2.0mm	
Humidity	35-85%	
Weight	Approx. 6g	
Safety Standard	UL:E173485	

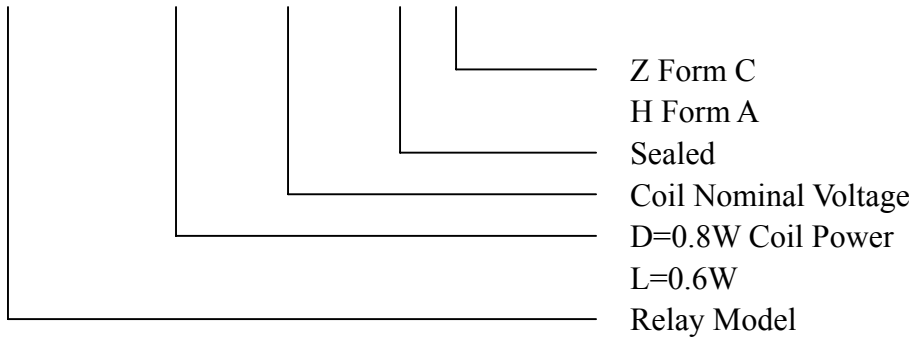


COIL DATA

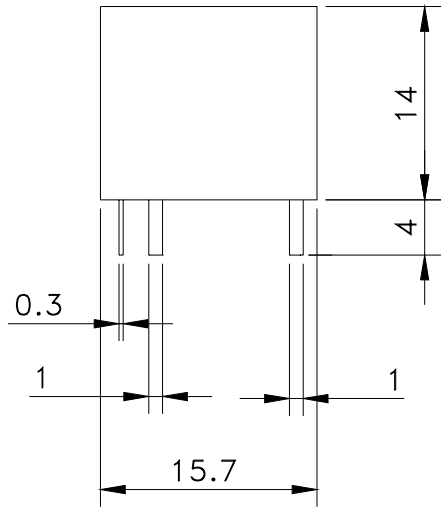
Nominal Voltage (VDC)	Coil Resistance at 20±10%(Ω)		Max Operate Voltage (VDC)	Min Release Voltage (VDC)	Max Applicable Voltage (VDC)
	0.6W	0.8W			
6	60	45	3.9	0.48	7.8
9	135	100	5.85	0.72	11.7
12	240	180	7.8	0.96	15.6
24	960	720	15.6	1.92	31.2

ORDERING CODE

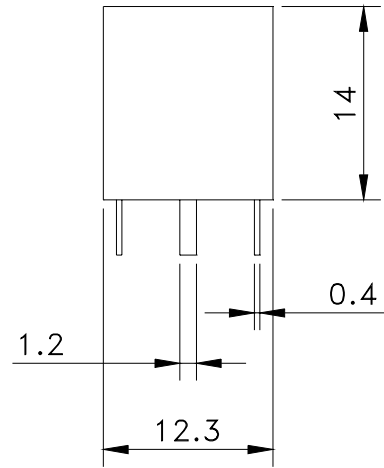
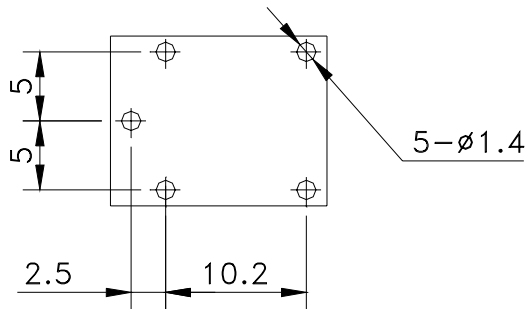
TRKM(78F) D--12VDC--S--Z



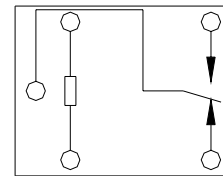
### OVERALL AND MOUNTING DIMENSIONS



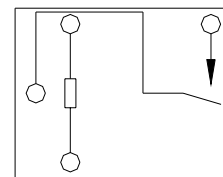
Dimensions



Terminal Arrangement/  
Internal Connections  
(Bottom view)



Form C



Form A