


# PM500 SERIES

## 1 to 10 Watt Single Output Encapsulated Power Modules

- OVP on 5V Outputs
- Split-Bobbin Wound
- UL Recognized
- CSA Certified
- 115, 220, or 240 VAC Input
- Short Circuit Protection
- 2 Year Warranty



These encapsulated, PC-mountable linear power modules feature single output models for a wide variety of printed circuit board applications. Models PM534, PM542 and PM545 have overvoltage crowbar protection as a standard feature. Most models are UL recognized and CSA certified. For maximum safety, all power transformers are split-bobbin wound, rather than layer wound, to give total isolation with low coupling capacitance

between primary and secondary. Conservative design and rating of these modules results in reliable operation and long life. Standard input voltage is 115 VAC at 50 to 400 Hz; other optional inputs are 220, and 240 VAC. Most models are available in standard and alternate pin configurations for second sourcing applications. This series includes four sub-miniature modules for lower power applications where minimum circuit board space is available.

## SPECIFICATIONS

All specifications are typical at nominal line, full load and 25°C unless otherwise noted.

OUTPUT SPECIFICATIONS		
<b>Voltage Accuracy</b>		±1.0%, max.
<b>Temperature Coefficient</b>		±0.02%/°C.
<b>Short Circuit Protection</b>		Automatic
<b>Overvoltage Crowbar</b>	5V Outputs	6.2V, nominal
INPUT SPECIFICATIONS		
<b>Input Voltage Range</b>	No Suffix	105 to 125 VAC
	Other Models	See Table
<b>Input Frequency</b>		50 to 400 Hz
<b>Derating at 400 Hz</b>		Consult Factory

NOTE : All Case B models are available with alternate pin-out designated by suffix letter "S". See case drawing. All models are also available with four optional input voltage ranges designated by the suffixes shown in table. When ordering, specify the complete model number followed by input voltage and alternate pin-out designations, if any. For example, PM542, PM542K, PM542S, PM542KS, etc.

Input Voltage	Suffix
115 ± 10 VAC	(NONE)
220 ± 20 VAC	D
240 ± 20 VAC	K

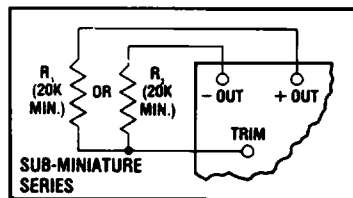
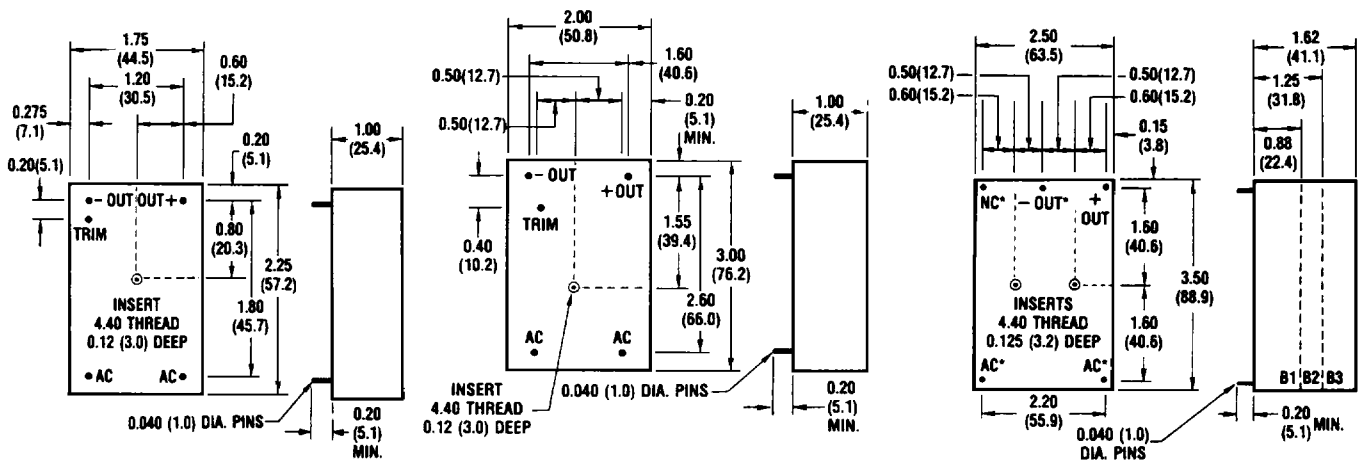
GENERAL SPECIFICATIONS		
<b>Isolation Voltage</b>		2500 VRMS
<b>Isolation Capacitance</b>		50 pF
<b>Isolation Resistance</b>		50 megohms
ENVIRONMENTAL SPECIFICATIONS		
<b>Operating Temperature Range</b>		-25°C to +71°C
<b>Derating</b>	50°C to 71°C	2.5%/°C
<b>Storage Temperature Range</b>		-25°C to +85°C
<b>Humidity</b>	Non-Condensing	20% to 95% RH
<b>Cooling</b>		Free-Air Convection
<b>MTBF<sup>(*)</sup></b>		710,000 hours
PHYSICAL SPECIFICATIONS		
<b>Weight</b>	Case A	6.4 oz. (181 grams)
	Case B1	12 oz. (340 grams)
	Case B2	14.4 oz. (408 grams)
	Case B3	22.4 oz. (635 grams)
	Case H	8 oz. (227 grams)
<b>Case Material</b>		Non-Conductive Black Plastic

Output Voltage	Output Current	OVP	Regulation		Ripple and Noise	UL	CSA	Alt <sup>(1)</sup> Pin Out	Case	Model Number
			Line	Load						
5 VDC	250 mA		±.02%	±.04%	1.0 mV RMS	✓	✓	S	B1	PM533
5 VDC	500 mA	✓	±.02%	±.04%	1.0 mV RMS	✓	✓	S	B1	PM534
5 VDC	1000 mA	✓	±.02%	±.04%	1.0 mV RMS	✓	✓	S	B2	PM542
5 VDC	2000 mA	✓	±.02%	±.05%	1.0 mV RMS	✓		S	B3	PM545
12 VDC	240 mA		±.02%	±.02%	0.5 mV RMS	✓			B2	PM515
12 VDC	400 mA		±.02%	±.02%	1.0 mV RMS	✓			B3	PM516
12 VDC	600 mA		±.02%	±.02%	1.0 mV RMS	✓			B3	PM517
Sub-Miniature Series										
5 VDC	250 mA		±.05%	±.05%	0.5 mV RMS		✓		H	PM529
12 VDC	100 mA		±.02%	±.02%	0.5 mV RMS	✓	✓		A	PM563
15 VDC	100 mA		±.02%	±.02%	0.5 mV RMS	✓	✓		A	PM576
24 VDC	50 mA		±.02%	±.02%	1.0 mV RMS	✓	✓		A	PM585

CASE A

CASE H

CASE B



International Safety Standard Approvals

CSA 22.2-143 and -154 Reg. File No. LR59996  
 UL478 Reg. File No. E65890

Notes:

- (1) The alternate pinout versions (suffix S) have the same case configuration as Case B with these exceptions: "NC" (no connection) pin becomes -OUT, "-OUT" pin becomes NC, and AC pin spacing is 2.00 in. (50.8 mm).
- (2) The TRIM feature allows external output voltage adjustment. To increase the voltage, connect a resistor (20k min.) between the TRIM and the (+ OUT) terminal. To decrease the voltage, connect a resistor (20k min.) between the TRIM and the (-OUT) terminal.
- (3) All dimensions are in inches and (mm)
- (4) See MTBF Ratings, page 173, for details.