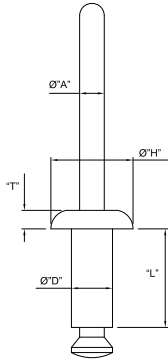




**CR**  
Expansion Blind Rivet



Specifications:


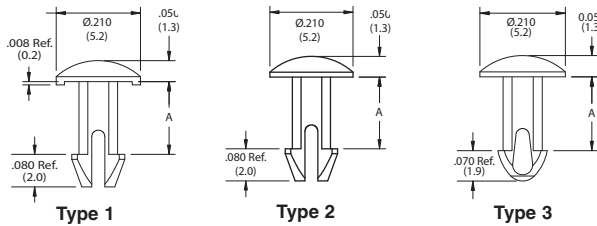
- Material: Rivet; Nylon 6/6, Mandrel; Polycarbonate
- Color: Black; Mandrel: Clear

Features:

- Set without the need for access to back of panel
- Set by pulling the mandrel head into the rivet body, expanding the rivet body and causing it to flare against the reverse side
- When sufficient force is applied, the mandrel will snap at its break point
- Installed with a pop rivet installation tool (not offered)

Item No.	Hole Ø	Panel Thickness	Ø "D"	"L"	Ø "H"	"T"	Ø "A"	Pack Qty.
CR32-1-1	.13 (3.3)	.04 - .16 (1 - 4)	.13 (3.2)	.25 (6.4)	.25 (6.4)	.06 (1.4)	.08 (2.1)	1,000
CR32-2-1	.13 (3.3)	.16 - .28 (4 - 7)	.13 (3.2)	.38 (9.6)	.25 (6.4)	.06 (1.4)	.08 (2.1)	1,000
CR32-3-1	.13 (3.3)	.28 - .39 (7 - 10)	.13 (3.2)	.50 (12.7)	.25 (6.4)	.06 (1.4)	.08 (2.1)	1,000
CR40-1-1	.16 (4.1)	.04 - .16 (1 - 4)	.16 (4)	.25 (6.4)	.31 (8)	.07 (1.8)	.09 (2.4)	1,000
CR40-2-1	.16 (4.1)	.16 - .28 (4 - 7)	.16 (4)	.38 (9.6)	.31 (8)	.07 (1.8)	.09 (2.4)	1,000
CR40-3-1	.16 (4.1)	.28 - .39 (7 - 10)	.16 (4)	.50 (12.7)	.31 (8)	.07 (1.8)	.09 (2.4)	1,000
CR48-1-1	.19 (4.9)	.06 - .20 (1.5 - 5)	.19 (4.8)	.31 (8)	.38 (9.6)	.08 (2)	.11 (2.8)	500
CR48-2-1	.19 (4.9)	.20 - .31 (5 - 8)	.19 (4.8)	.44 (11.2)	.38 (9.6)	.08 (2)	.11 (2.8)	500
CR48-3-1	.19 (4.9)	.31 - .43 (8 - 11)	.19 (4.8)	.57 (14.4)	.38 (9.6)	.08 (2)	.11 (2.8)	500
CR56-1-1	.22 (5.7)	.08 - .22 (2 - 5.5)	.22 (5.6)	.38 (9.6)	.47 (12)	.09 (2.2)	.13 (3.4)	500
CR56-2-1	.22 (5.7)	.22 - .33 (5.5 - 8.5)	.22 (5.6)	.50 (12.7)	.47 (12)	.09 (2.2)	.13 (3.4)	500
CR56-3-1	.22 (5.7)	.33 - .47 (8.5 - 12)	.22 (5.6)	.63 (15.9)	.47 (12)	.09 (2.2)	.13 (3.4)	500

**SLP Series**  
Snap Lock Pin

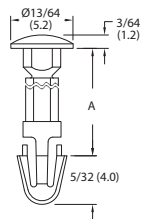


Specifications:

- Material: Nylon 6/6
- Color: Natural

Item No.	Hole Dia.			Panel Thickness		Head Dia.		Head Thickness A		Pack Qty.	
	Type 1	Type 2	Type 3	in	mm	in	mm	in	mm		
SLP100-177-01	SLP-1-177-01	SLP-2-177-01	0.098	2.5	0.177	4.5	0.210	5.3	0.050	1.3	1,000
SLP100-221-01	SLP-1-221-01	SLP-2-221-01	0.098	2.5	0.221	5.6	0.210	5.3	0.050	1.3	1,000
SLP100-236-01	SLP-1-236-01	SLP-2-236-01	0.098	2.5	0.236	6.0	0.210	5.3	0.050	1.3	1,000
SLP100-245-01	SLP-1-245-01	SLP-2-245-01	0.098	2.5	0.245	6.2	0.210	5.3	0.050	1.3	1,000
SLP100-307-01	SLP-1-307-01	SLP-2-307-01	0.098	2.5	0.307	7.8	0.210	5.3	0.050	1.3	1,000
SLP100-316-01	SLP-1-316-01	SLP-2-316-01	0.098	2.5	0.316	8.0	0.210	5.3	0.050	1.3	1,000
SLP100-330-01	SLP-1-330-01	SLP-2-330-01	0.098	2.5	0.33	8.4	0.210	5.3	0.050	1.3	1,000
SLP100-413-01	SLP-1-413-01	SLP-2-413-01	0.098	2.5	0.413	10.5	0.210	5.3	0.050	1.3	1,000
SLP100-638-01	SLP-1-638-01	SLP-2-638-01	0.098	2.5	0.638	16.2	0.210	5.3	0.050	1.3	1,000
—	SLP125-187-01	—	0.125	3.2	0.187	4.7	0.200	5.1	0.050	1.3	1,000

**SLPA Series**  
Snap Lock Pin with Arrowhead



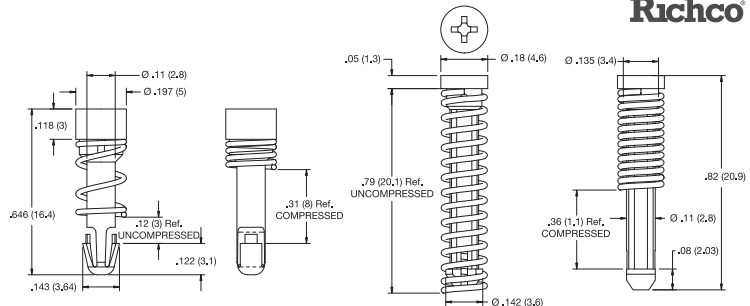

Specifications:

- Material: Nylon 6/6
- Color: Natural
- Flame Class: UL94V-2



Item No.	Hole Dia.		A		Pack Qty.
	in	mm	in	mm	
SLPA125-187-01	0.125	3.2	0.187	4.7	1,000
SLPA125-250-01	0.125	3.2	0.250	6.4	1,000
SLPA125-312-01	0.125	3.2	0.312	7.9	1,000
SLPA125-375-01	0.125	3.2	0.375	9.5	1,000
SLPA125-500-01	0.125	3.2	0.500	12.7	1,000
SLPA125-625-01	0.125	3.2	0.625	15.9	1,000
SLPA125-750-01	0.125	3.2	0.750	19.1	1,000

**HSR**  
Heat Sink Spring Mount Rivet



Specifications:

- Material: UL94 V-2 Nylon 6/6
- Color: Natural

Features:

- Fastens a heat sink to a processor chip on a PCB
- The spring provides continuous pressure to the heat sink until thermal adhesive cures
- HSR-2 can be installed by using a phillips head screwdriver

Item No.	Heat Sink Hole Ø	PCB Hole Ø	Spring Material	Pack Qty.
HSR-1	.125 - .157 (3.18 - 4)	.118 (3)	Spring Steel, Chrome Plating	1,000
HSR-2	.120 - .140 (3.05 - 3.5)	.122 (3.1)	Stainless Steel	1,000