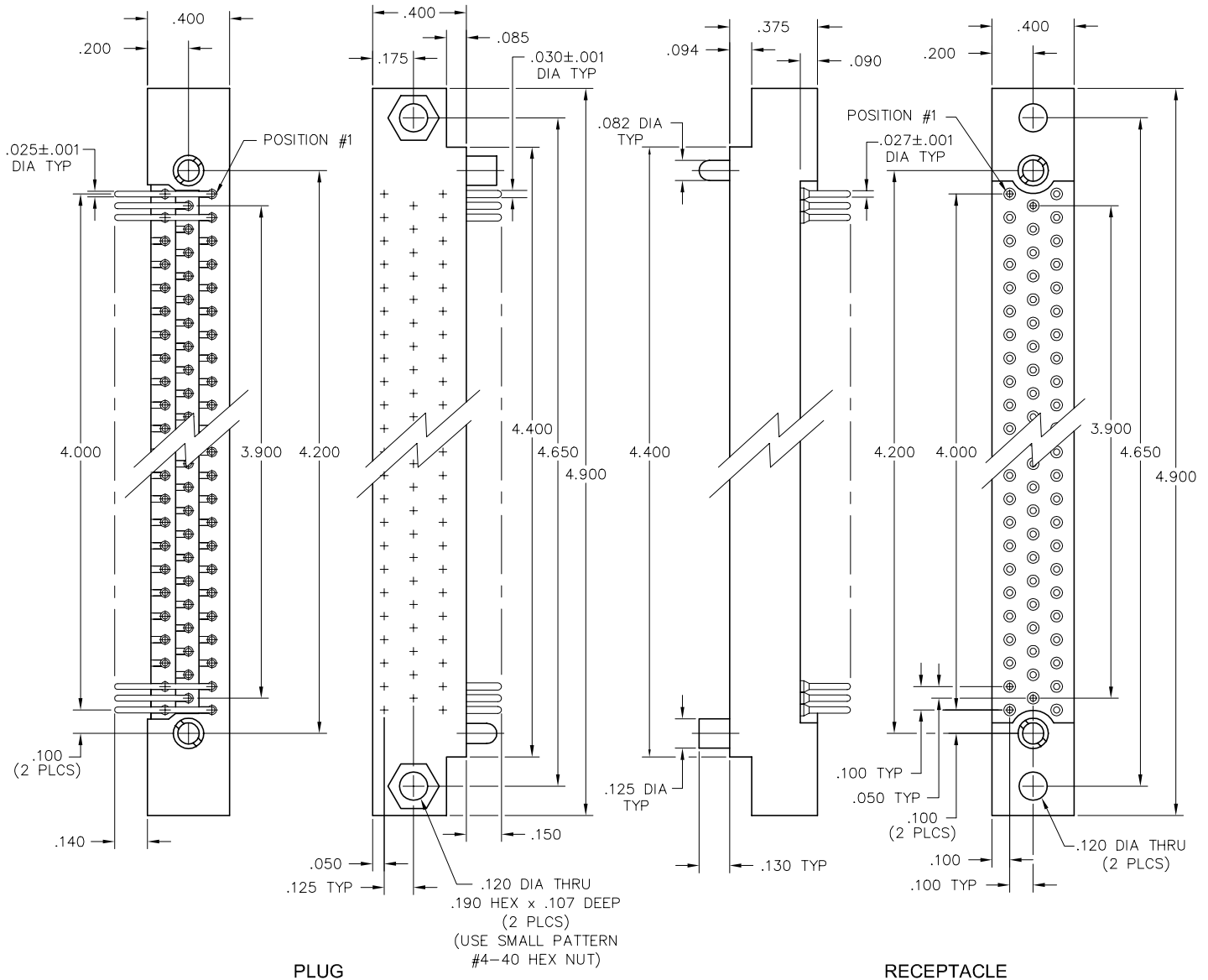
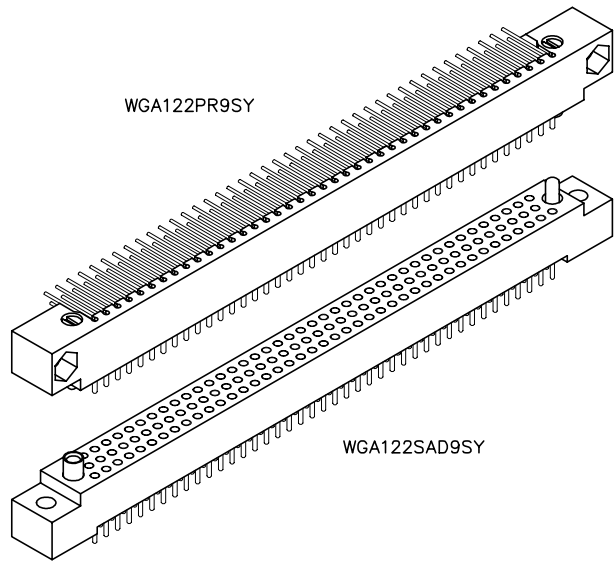


**3 • ROW
PC Card to
Board or Chassis**

.100"

WGA - WGA

122 Contacts



PLUG: WGA 122 PR9 SY
 RECEPTACLE: WGA 122 SAD9 SY
 XXX XXX XXXX XX

PLUG

RECEPTACLE

SERIES	
WGA Plug, right angle, with mounting ears	WGA Receptacle, straight, with mounting ears WGA Receptacle, right angle, with mounting ears

SIZE	
122 Number of contacts	122 Number of contacts

CONTACTS

• The contact type determines image of connector. Pin, right angle contacts are always plug image. Straight pin contacts or socket contacts are receptacle image.

TYPE CONTACTS/TERMINATIONS:
 PR7 Pin, right angle, dip solder, .109" x .025" dia
 PR9 Pin, right angle, dip solder, .140" x .025" dia
 PR11 Pin, right angle, dip solder, .172" x .025" dia
 PRW32 Pin, right angle, wire wrap[®], .500"

TYPE CONTACTS/TERMINATIONS:
 SAC Socket, straight, solder cup (.035" I.D.)
 SAD7 Socket, straight, dip solder, .109" x .027" dia
 SAD9 Socket, straight, dip solder, .140" x .027" dia
 SAD11 Socket, straight, dip solder, .172" x .027" dia
 SAF3 Socket, straight, flex circuit, .050"
 SAF6 Socket, straight, flex circuit, .093"
 SAF9 Socket, straight, flex circuit, .140"
 SAP Socket, straight, pin termination .150", connector saver
 SAW24 Socket, straight, wire wrap[®], .375"
 SAW40 Socket, straight, wire wrap[®], .625"
 SOR7 Socket, right angle, dip solder, .109" x .025" dia
 SOR9 Socket, right angle, dip solder, .140" x .025" dia
 SOR11 Socket, right angle, dip solder, .172" x .025" dia

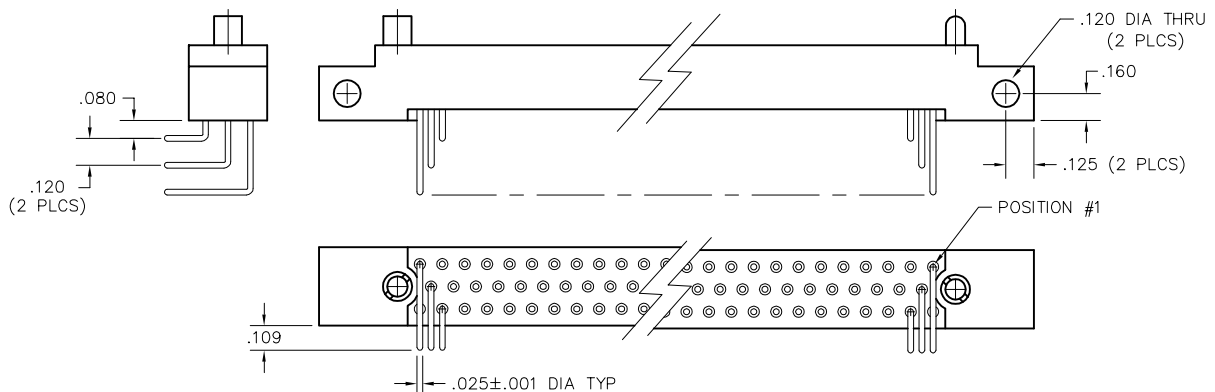
HARDWARE

SY Guide set
 SY-# Guide set, polarized
 SYL Guide set, long
 J Fixed jackset
 JT Turning jackset, .435"
 JTA Turning jackset, .135"
 JTB Hex turning jackset, .135"
 JTC Turning jackset, .435"
 JTL Turning jackset, long, .635"

SY Guide set
 SY-# Guide set, polarized
 SYL Guide set, long
 J Fixed jackset
 JL Fixed jackset, long
 JT Turning jackset, .460"
 JTA Turning jackset, .160"
 JTB Hex turning jackset, .160"
 JTC Turning jackset, .460"
 JTL Turning jackset, long, .660"

OPTIONS

- Option Codes: Add to the end of the part number. Example: WGA122PR9SY548. Call factory for additional codes.
- 342 Remove mounting ears. (.250" each end)
- B82 Termination face sealed against conformal coating
- D01 Pre-tinned contact terminations (except solder cups, wire wraps[®] and flex contacts)
- 548 Includes nuts bonded into hex recess in mounting holes. Plug connector only.
- G69 Solder cups fixed in an outward orientation (otherwise contacts will rotate)
- 413 Straight pin contacts in right angle plug molding with solder cup terminals extending .100" beyond molding.
- D54 Combine -B82 and -D01 special codes.



EXAMPLE: WGA122SOR7SY