

SM5150B THRU SM5200B



5.0 AMP SURFACE MOUNT SCHOTTKY BARRIER RECTIFIERS



FEATURES

- * Ideal for surface mount applications
- * Easy pick and place
- * Built-in strain relief
- * Low forward voltage drop

MECHANICAL DATA

- * Case: Molded plastic
- * Epoxy: UL 94V-0 rate flame retardant
- * Metallurgically bonded construction
- * Polarity: Color band denotes cathode end
- * Mounting position: Any

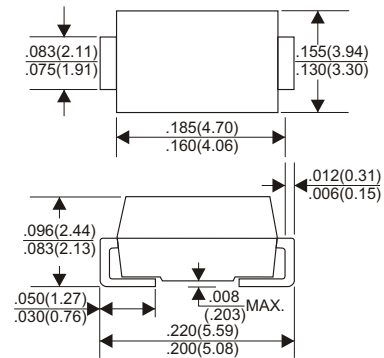
VOLTAGE RANGE

150 to 200 Volts

CURRENT

5.0 Amperes

DO-214AA(SMB)



MAXIMUM RATINGS AND ELECTRICAL CHARACTERISTICS

Rating 25°C ambient temperature unless otherwise specified.
Single phase half wave, 60Hz, resistive or inductive load.
For capacitive load, derate current by 20%.

TYPE NUMBER	SM5150B	SM5200B	UNITS
Maximum Recurrent Peak Reverse Voltage	150	200	V
Maximum RMS Voltage	105	140	V
Maximum DC Blocking Voltage	150	200	V
Maximum Average Forward Rectified Current at $T_L=80^\circ\text{C}$	5.0		A
Peak Forward Surge Current, 8.3 ms single half sine-wave superimposed on rated load (JEDEC method)	120		A
Maximum Instantaneous Forward Voltage at 5.0A	0.92		V
Maximum DC Reverse Current $T_a=25^\circ\text{C}$	0.5		mA
at Rated DC Blocking Voltage $T_a=100^\circ\text{C}$	10		mA
Typical Junction Capacitance (Note1)	250		PF
Typical Thermal Resistance $R_{\theta JL}$ (Note 2)	10		$^\circ\text{C}/\text{W}$
Operating Temperature Range T_j	-65 — +150		$^\circ\text{C}$
Storage Temperature Range T_{stg}	-65 — +150		$^\circ\text{C}$

NOTES:

1. Measured at 1MHz and applied reverse voltage of 4.0V D.C.
2. Thermal Resistance Junction to Lead.

RATING AND CHARACTERISTIC CURVES (SM5150B THRU SM5200B)

FIG.1-TYPICAL FORWARD CURRENT DERATING CURVE

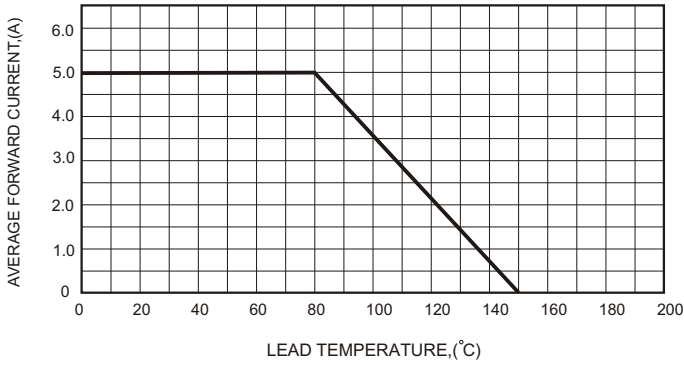


FIG.2-TYPICAL FORWARD CHARACTERISTICS

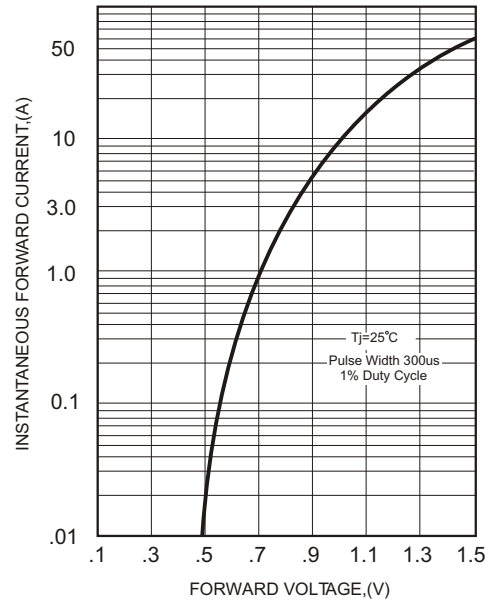


FIG.3-MAXIMUM NON-REPETITIVE FORWARD SURGE CURRENT

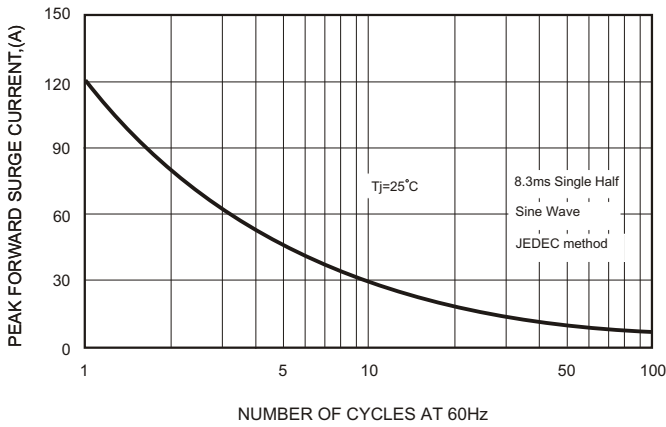


FIG.5 - TYPICAL REVERSE CHARACTERISTICS

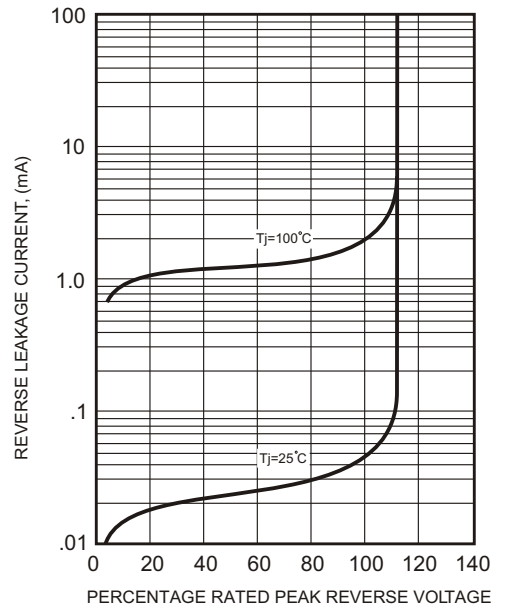


FIG.4-TYPICAL JUNCTION CAPACITANCE

