

DIGITRON SEMICONDUCTORS

BYT13-600 – BYT13-1000

FAST RECOVERY RECTIFIER DIODES

MAXIMUM RATINGS

Symbol	Parameter		Value	Unit
I_{FRM}	Repetitive peak forward current	$t_p \leq 20\mu s$	50	A
$I_{F(AV)}$	Average forward current *	$T_A = 55^\circ C$ $\delta = 0.5$	3	A
I_{FSM}	Surge non-repetitive forward current	$t_p = 10ms$ sinusoidal	100	A
P_{tot}	Power dissipation *	$T_A = 55^\circ C$	3.75	W
T_{stg} T_J	Storage and junction temperature range		-40 to +150	$^\circ C$
T_L	Maximum lead temperature for soldering during 10s at 4mm from case		230	$^\circ C$
$R_{th(j-a)}$	Junction-ambient *		25	$^\circ C/W$

* On infinite heatsink with 10mm lead length

Symbol	Parameter	BYT13-			Unit
		600	800	1000	
V_{RRM}	Repetitive peak reverse voltage	600	800	1000	V

ELECTRICAL CHARACTERISTICS

Symbol	Test Conditions	Min.	Typ.	Max.	Unit
I_R	$T_J = 25^\circ C$ $V_R = V_{RRM}$ $I_F = 3A$			20	μA
V_F				1.3	V

RECOVERY CHARACTERISTICS

symbol	Test Conditions				Min.	Typ.	Max.	Unit
t_{rr}	$T_J = 25^\circ C$	$I_F = 0.5A$	$I_R = 1A$	$I_{rr} = 0.25A$			150	ns

Figure 1. Maximum average power dissipation versus average forward current.

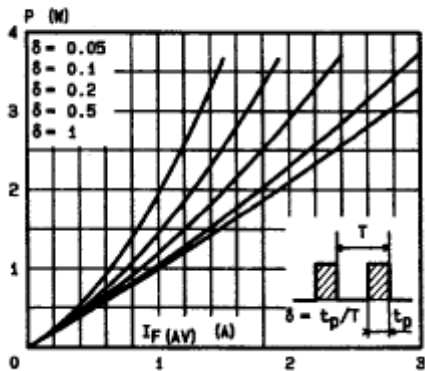
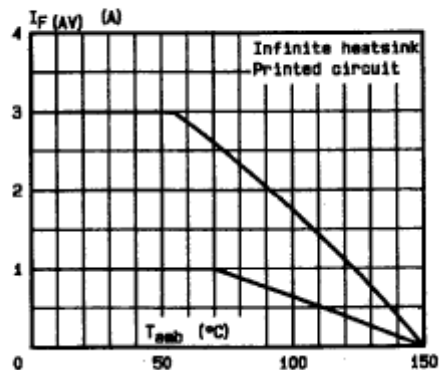


Figure 2. Average forward current versus ambient temperature.



DIGITRON SEMICONDUCTORS

BYT13-600 – BYT13-1000

FAST RECOVERY RECTIFIER DIODES

Figure 3. Thermal resistance versus lead length.

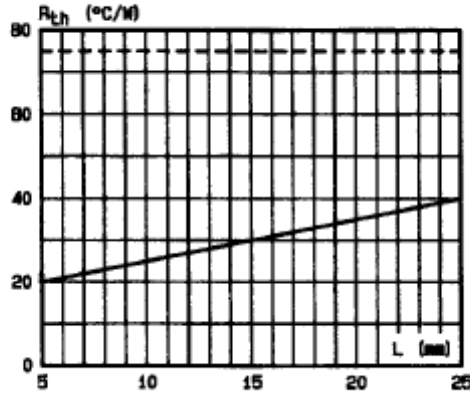


Figure 4. Transient thermal impedance junction-ambient for mounting n² versus pulse duration (L = 10 mm).

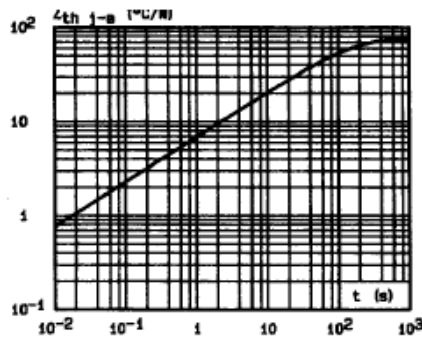


Figure 5. Peak forward current versus peak forward voltage drop (maximum values).

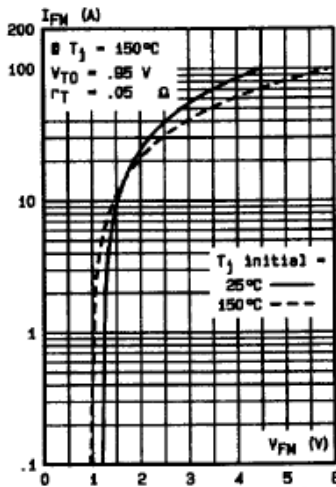


Figure 6. Capacitance versus reverse applied voltage

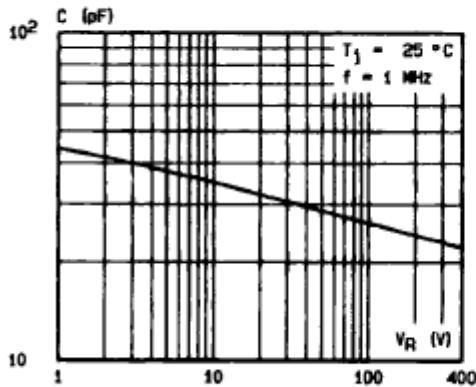
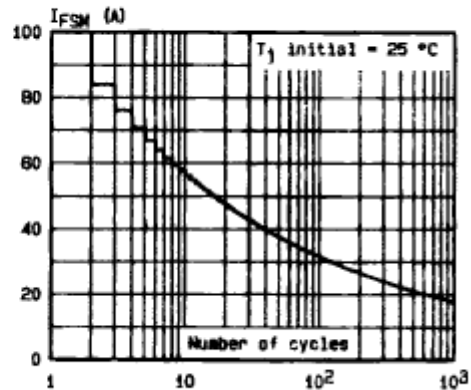


Figure 7. Non repetitive surge peak current versus number of cycles



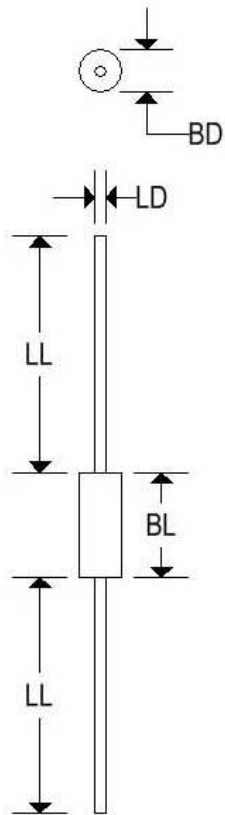
DIGITRON SEMICONDUCTORS

BYT13-600 – BYT13-1000

FAST RECOVERY RECTIFIER DIODES

MECHANICAL CHARACTERISTICS

Case	DO-201AD
Marking	Type number, white band indicates cathode
Cooling method	By convection
Weight	1.166 grams



	DO-201AD			
	Inches		Millimeters	
	Min	Max	Min	Max
BD	0.190	0.209	4.826	5.309
BL	0.285	0.375	7.240	9.530
LD	0.048	0.052	1.219	1.321
LL	1.000	-	25.400	-

Available Non-RoHS (standard) or RoHS compliant (add PBF suffix).

Available as "HR" (high reliability) screened per MIL-PRF-19500, JANTX level. Add "HR" suffix to base part number.