TG35C/E/D

UL;E76102(M)

TG35C/E/D are isolated molded triacs suitable for wide range of applications like copier, microwave oven, solid state switch, motor control, light control and heater control.

- $I_{T(AV)}$ 35A
- High surge capability 330A
- Isolated Nounting (AC2500V)
- Tab Terminals

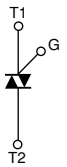

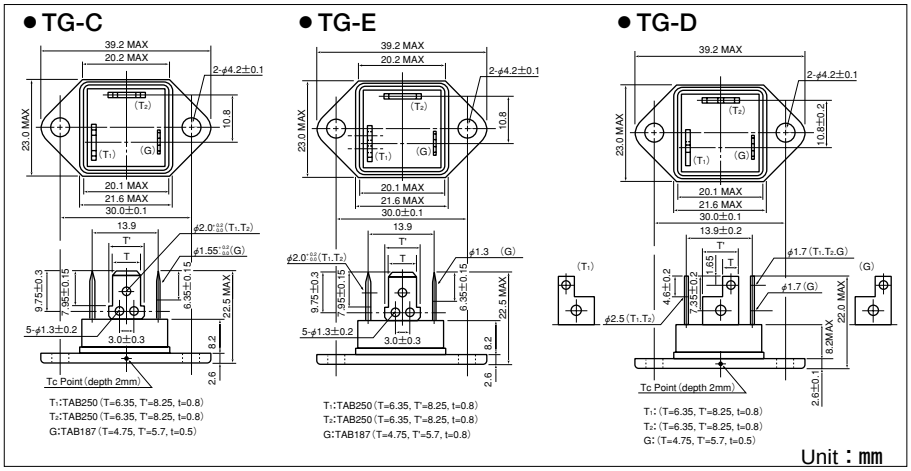

■Maximum Ratings

(Tj=25℃ unless otherwise specified)

Symbol	Item	Ratings		Unit
		TG35C40	TG35C60	
V_{DRM}	Repetitive Peak Off-State Voltage	400	600	V

Symbol	Item	Conditions	Ratings	Unit
$I_{T(RMS)}$	R.M.S. On-State Current	Tc=58℃	35	A
I_{TSM}	Surge On-State Current	One cycle, 50Hz/60Hz, peak, non-repetitive	300/330	A
I^2t	I^2t	Value for one cycle of surge current	450	A^2S
P_{GM}	Peak Gate Power Dissipation		10	W
$P_{G(AV)}$	Average Gate Power Dissipation		1	W
I_{GM}	Peak Gate Current		3	A
V_{GM}	Peak Gate Voltage		10	V
di/dt	Critical Rate of Rise of On-State Current	I_G=100mA, Tj=25℃, V_D=½V_{DRM}, dI_G/dt=1A/μs	50	A/μs
Tj	Operating Junction Temperature		−25 to +125	℃
Tstg	Storage Temperature		−40 to +125	℃
V_{ISO}	Isolation Breakdown Voltage (R.M.S.)	A.C.1 minute	2500	V
	Mounting Torque (M4)	Recommended Value 1.0-1.4 (10-14)	1.5 (15)	N·m (kgf·cm)
	Mass	Typical value (Excluding bolt, nut and wrapping material)	23	g

■Electrical Characteristics

Symbol		Item	Conditions	Ratings	Unit
I_{DRM}		Reptitive Peak Off-State Current, max	V_D=V_{DRM}, Single phase, half wave, Tj=125℃	5	mA
V_{TM}		Peak On-State Voltage, max	On-State Current [$\sqrt{2}\times I_{T(RMS)}$], Inst. measurement	1.4	V
I_{GT1}^{+}	1	Gate Trigger Current, max	Tj=25℃, I_T=1A, V_D=6V	50	mA
I_{GT1}^{-}	2		Tj=25℃, I_T=1A, V_D=6V	50	
I_{GT3}^{+}	3			—	
I_{GT3}^{-}	4		Tj=25℃, I_T=1A, V_D=6V	50	
V_{GT1}^{+}	1	Gate Trigger Voltage, max	Tj=25℃, I_T=1A, V_D=6V	3	V
V_{GT1}^{-}	2		Tj=25℃, I_T=1A, V_D=6V	3	
V_{GT3}^{+}	3			—	
V_{GT3}^{-}	4		Tj=25℃, I_T=1A, V_D=6V	3	
V_{GD}		Non-Trigger Gate Voltage, min	Tj=125℃, V_D=½V_{DRM}	0.2	V
tgt		Turn On Time, max.	$I_{T(RMS)}$, I_G=100mA, V_D=½V_{DRM}, Tj=25℃, dI_G/dt=1A/μs	10	V
dv/dt		Critical Rate of Rise on-State Voltage,min.	Tj=125℃, V_D=⅔V_{DRM}, Exoponential wave.	20	V/μs
[dv/dt]c		Critical Rate of Rise off-State Voltage at commutation, min	Tj=125℃, V_D=⅔V_{DRM}, [di/dt] c=15A/ms	5	V/μs
I_H		Holding Current, typ.	Tj=25℃	30	mA
Rth(j-c)		Thermal Impedance, max	Junction to case	1.5	℃/W

Gate Characteristics

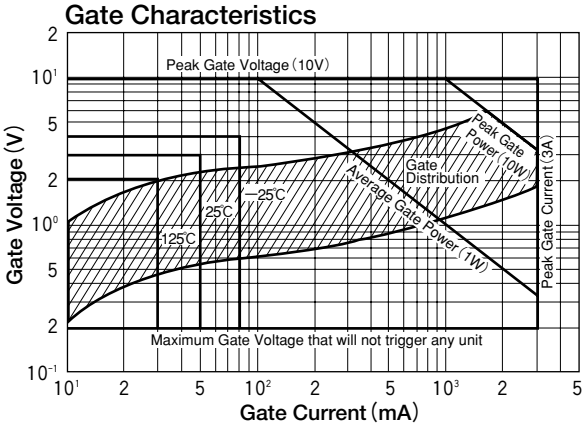

On-State Voltage

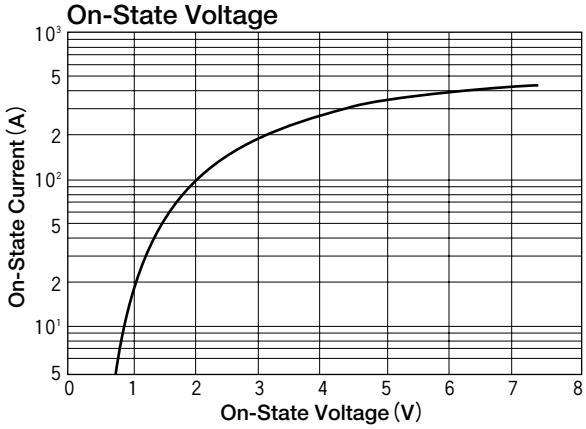

On State Current vs. Maximum Power Dissipation

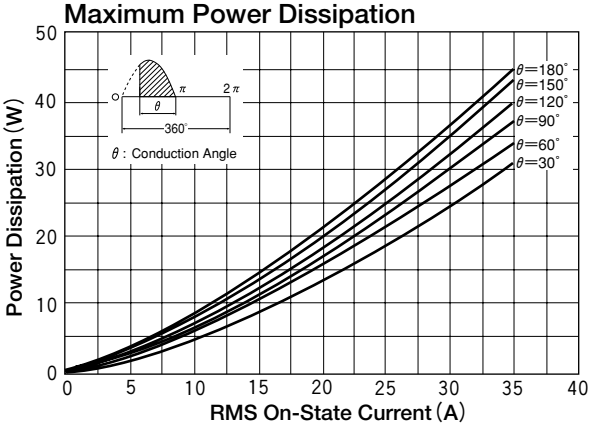

On State Current vs. Allowable Case Temperature

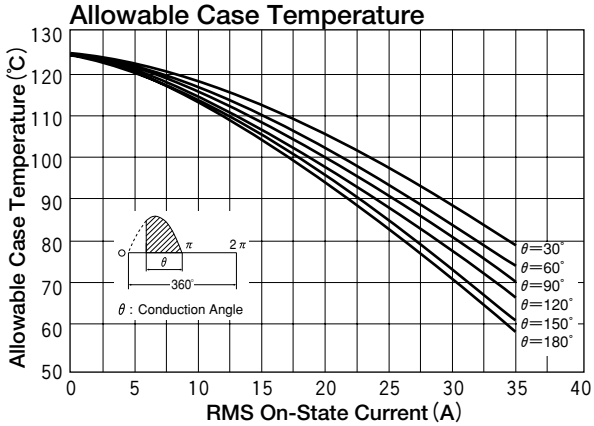

Ambient temp. vs. RMS On-State Current

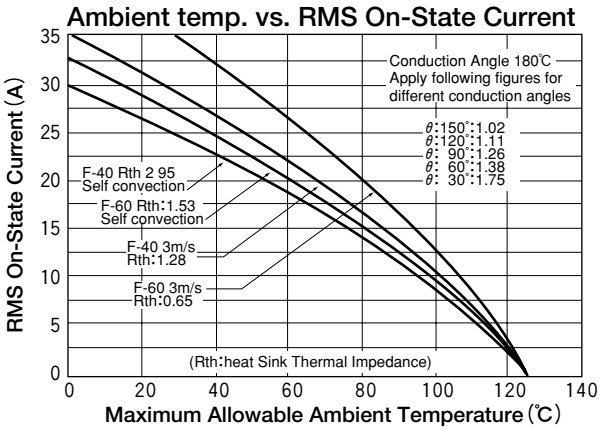

Surge On-State Current Rating (Non-Repetitive)

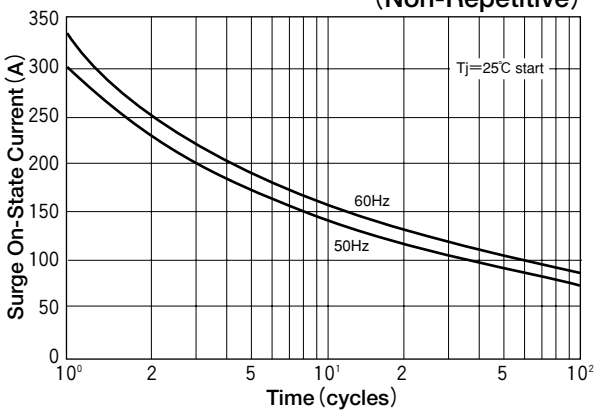
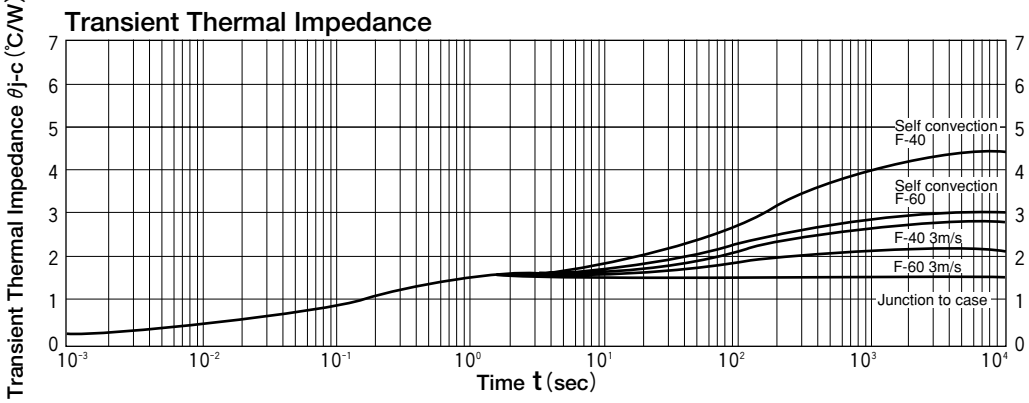
Transient Thermal Impedance